

**Directors' Report
of Axis Capital Limited
for the Financial year ended March 31, 2023**

DIRECTORS' REPORT

DEAR MEMBERS,

The Directors are pleased to present the Seventeenth Annual Report on the business and operations of the Company along with the Audited Financial Statements for the Financial Year ended 31st March 2023.

FINANCIAL PERFORMANCE:

During the year, the Company achieved a consolidated and standalone total income of Rs. 47,568.71 lakh and Rs. 47,558.45 lakh respectively.

The consolidated and standalone financial results of the Company for the year ended 31st March 2022 are given below:

Particulars	Consolidated		Standalone	
	FY 2022-23	FY 2021-22	FY 2022-23	FY 2021-22
Operating Income(A)	44,017.20	52,133.44	44,008.90	52,124.50
Interest Income, fair value gain on financial instruments and miscellaneous Income (B)	3,551.51	3,309.96	3,549.55	3,309.83
Total Income (A)+(B)	47,568.71	55,443.40	47,558.45	55,434.33
Operating Expenses	28,129.83	29,447.68	28,132.11	29,445.20
Profit/(Loss) before Depreciation and provisions for tax	19,438.88	25,995.72	19,426.34	25,989.13
Depreciation	323.82	191.14	323.78	190.88
Short/Excess Provision of earlier years Written off/Written Back	-	-	-	-
Provisions for Tax including deferred tax	4,911.61	6,870.27	4,911.61	6,870.27
Profit / (Loss) After Tax	14,203.45	18,934.31	14,190.95	18,927.97
Other comprehensive income	(5,020.93)	27,965.76	(5,053.42)	27,950.85
Total Comprehensive income for the year	9,182.52	46,900.07	9,137.53	46,878.82

TRANSFER TO RESERVES

During the year under review, the Company did not transfer any amount to the Reserve.

BUSINESS OVERVIEW AND REVIEW OF OPERATIONS

OPERATIONS

Your Company is presently engaged in two lines of business namely Investment Banking and Institutional Equities.

Investment Banking

- Financial year 2023 (FY23) was dominated by global challenges including geopolitical tensions between Russia and Ukraine, and macroeconomic uncertainties in relation to inflation, interest rates and labour market dislocations. These factors resulted in heightened volatility in both global and India capital markets offering shorter windows of opportunity for corporates and financial sponsors to raise capital. India's growth story, however, continued to remain robust and Indian capital markets reached new highs backed by strong inflows by domestic institutional investors.
- Despite uncertain cues and global macro headwinds, Axis Capital maintained its dominance by being at the forefront of the Indian Investment Banking landscape, further bolstering its reputation as a "Leading Full-Service Investment Bank". This would not have been possible without the relentless trust of our clients. Indeed, the ultimate measure of success is not during moments of comfort and convenience but during times of chaos and challenge.
- Equity fund raising in FY23 saw a decrease in both the overall number of deals and the total amount raised compared to financial year 2022 (FY22). Total funds raise in FY23 was INR 79,547 Cr (across 80 transactions) (IPOs/ FPO including REIT/InvIT IPOs raised INR 53,282 Cr and secondary market transactions like QIPs, Rights Issue including REIT/InvIT Rights Issues and OFS raised INR 26,265 Cr as compared to total fund raise of INR 1,96,617 (across 120 transactions) in FY22.
- Axis Capital's Investment Banking division completed 34 transactions across Equity Capital Markets (ECM) (19 transactions) and Advisory businesses (15 transactions). These include IPOs, InvITs, QIPs, OFS, and Rights Issue, M&A, Private Equity, Structured Finance and ECM Advisory transactions.
- Axis Capital successfully completed 19 ECM transactions during the year (most by any bank on the street) including 12 IPOs / FPO, 2 InvITs, 2 QIPs, 2 OFS and 1 Rights Issue. Investors in all the categories had favourable reactions to the deals. Some of the marquee completed transactions for the year include the IPO of LIC – largest ever IPO in the history of Indian Capital Markets, IPO of Keystone Realtors (Rustomjee) - one of the prominent real estate developers in the MMR market, FPO of Ruchi Soya - one of the largest FMCG Companies.
- Axis Capital carried out numerous noteworthy transactions during the year – OFS of IRCTC (Tourism and Catering arm of the Indian Railways), IPO of Paradeep Phosphates (one of its kind IPO where the Government of India was able to divest its entire stake in the second largest private sector manufacturer of non-urea fertilizers), IPO of Bikaji Foods (Largest IPO by a company operating in the Indian ethnic snacks market and one of the largest FMCG brands in India), IPO of Uniparts India (One of the leading global manufacturers of components, assemblies, and hydraulic

systems for agricultural and construction equipment, IPO of Harsha Engineers (One of the highest subscribed IPOs in the QIB category in the history of Indian Capital Markets), InvIT of Anzen India Energy Yield Plus Trust (India's first private listed InvIT to house operating transmission assets).

- During the time when deal activity was slow, Axis Capital also completed a number of sizable Block Deals in scrips like GMM Pfaunder, HDFC AMC, Shriram, Dodla Dairy, PVR Limited, PI Industries, Ami Organics, amongst others.
- Our marketing and regulatory teams excelled across all transactions, and as a result, we maintained our leadership in the market and frequently emerged as the top procurer. Therefore, we remained as one of the preferred left lead bankers due to our regulatory experience and knowledge. Amongst the 12 successfully executed IPO, we were the 'Left-Lead Banker' in 7. In addition, we continued to be the 'Most Preferred Banker' for newer products like REITs & InvITs.
- During FY23, Axis Capital was recognized as India's Best Investment Bank in the Asiamoney Best Bank Awards 2022 and India's Best Securities House in the Asiamoney Best Securities Houses Awards 2022. We were also honoured with Best ECM House – India by FinanceAsia Awards 2022. These awards are a testament to our longstanding track record of providing clients with comprehensive investment banking solutions from fund raising to advisory services. These achievements also highlight Axis Capital's expertise in the capital markets and its leadership in the Indian landscape.
- On the other hand, our M&A practice continued to grow in stature as the team consistently delivered valuable advice to listed and private clients through execution of highly complex transactions involving companies at various stages of their life cycle. We engaged extensively with traditional businesses, new age clients and financial sponsors to provide solutions involving strategic acquisitions and corporate reorganization. The team was ranked among the Top 5 M&A advisors in India for CY2022 by Refinitiv and Venture Intelligence. FY23 was marked by the announcement of 6 transactions, with our transaction activity spanning diverse sectors including Automotive, BFSI, Infrastructure, Industrials, Metals, Real Estate, IT and Business Services segments. Our emphasis on the rapidly emerging Electric Vehicles space resulted in successful identification of young industry leaders like ION Energy Inc., whom we advised on the sale of their Battery Management System business to Endurance Technologies. The year also marked our first M&A advisory transaction in the toll road infrastructure space with the proposed acquisition of a majority stake in an Indian company operating a BOT toll road asset by a global infrastructure fund. Furthermore, our Corporate Restructuring expertise was further enhanced with financial advisory roles in the merger of JSW Ispat and Creixent Specialty Steel into JSW Steel, acquisition of additional equity stake in GMM International S.a.r.l. by GMM Pfaunder and by providing fairness opinion to Embassy Group for its proposed acquisition of Embassy Business Hub.
- FY23 also marked the implementation of our revised coverage strategy for the Financial Sponsors universe and the systematic in-depth reach outs bore results in the form of success across private fund raises, public offerings and block transactions. We advised a young Fintech company, Flexiloans, for it fundraise from Maj Invest. We had a string of block transactions including TPG's exit from Dodla Dairy (first liquidity event in the company since its listing), Apax Partners' exit from Shriram Finance and Warburg Pincus' stake sale in PVR Ltd. During the later part of the year, we

also advised reputable domestic institutions on a transaction involving secondary sale of National Stock Exchange shares. We continue to actively collaborate with our sector coverage teams to secure a number of IPO mandates as well as minority private raise backed or owned by marquee PE funds such as TPG, ChrysCapital, Capital Group, TA Associates, Affirma Capital, Kedaara, ICICI Venture, Lighthouse and OIIF.

- The Structured Finance team continued to demonstrate its expertise in the structured credit space by executing 7 deals through various solutions. This involved credit enhancement, syndication and advisory deals. The transactions included fund raise through multiple deals for an Investor SPV to increase its stake in one of the marquee specialty chemicals company, fund raise for the Promoter of well-known Indian craft beer brand for acquisition of shares and increasing stake in the company and providing Underwritten commitment to raise INR 4,500 Cr worth of NCDs for Bharti Telecom Ltd, which was the largest ever structured fund raise by the team. This involved extensive work by providing unique and customised solutions for each of the transactions viz: advising on optimum fund raise structure, getting structure rated in some of the cases and successfully raising funds from investors. Also, ensuring successful completion of transactions within thin timelines while keeping a check on the regulatory compliances. As part of the transitioning of the SF business into a CAT-II credit AIF all the necessary regulatory approvals were received.
- During the year under review SEBI vide its letter dated February 6, 2023, granted registration of Axis Capital Alternative Fund – Category II. The company will act as an Investment Manager to the Fund. Further, SEBI has taken on record the Private Placement Memorandum and we are in the process of launching the fund expecting a positive response from the investors.

Institutional Equities

- NSE ended FY23 lower by ~4% outperforming global markets marginally, as markets across the globe were hit by risk aversion from inflationary concerns and rate hikes. The rupee depreciated by ~8%, ending in the top 5 underperformers list of Emerging markets currency for FY23 dampening foreign investor returns further.
- FPI's were net sellers to the tune of ~\$5 bn in FY23, IT & Energy sector saw the largest sell-flows while net Inflows were concentrated in sectors like Cap goods, FMCG & Healthcare. FPI's now hold ~17.5% of India's equity Market-cap, lower compared to the 5-year average of 19.5%. Domestic fund inflows were robust with average monthly SIP Inflow increasing by 24% YoY and the total Mutual fund industry AUM increased by 5.06% YoY.
- Average Daily volumes were subdued at \$7.2bn in FY23 v/s \$9.8 bn in FY22 (-26% y-o-y), this was led by lower turnover from retail/HNI category whose daily turnover was down ~35% YoY. IPO market garnered ~\$6.4 bn across ~150 IPOs lower compared to the previous year's fund raise of \$17 bn. Top 2 IPOs (LIC1 & DELHIVER) accounted for 50% of the FY23 fund raise, however both ended the year lower by ~40% from the listing price.
- Axis Capital successfully completed 19 ECM transactions during the year (most by any bank on the street) including 12 IPOs / FPO, 2 InvITs, 2 QIPs, 2 OFS and 1 Rights Issue.

- We onboarded 466 new institutional main accounts during the year with over 15 new marquee investors.
- Our institutional business continued to grow strongly in a challenging market, up 20% yoy – picking up volume and revenue market share up across all segments. The derivatives business had an extremely strong performance up approx. 35%, with strong momentum with domestic arbitrage funds and global hedge funds, where we continue to add marquee names.
- Our research productivity was up over 120% with 50 new initiations across all sectors. Corporate access stood out with 122 events with over 3000 unique client interactions over the year across 8 conferences 13 expert / speakers’ sessions and bespoke trips hosting over 1471 investors meetings in the year. We have improved our rankings with enhanced research productivity and quality with continued focus on accounts plans to increase Tier 1 rankings for the year ahead.
- Regulatory: Our IE business in India and our USA subsidiary were inspected by their relevant regulators and we were found to be fully compliant with all applicable laws, rules and regulations.

DIVIDEND

During the year under review, the Board of Directors has not recommended any dividend on the equity shares of the Company.

SUBSIDIARIES:

As on March 31, 2023, the Company has one subsidiary set up in the United States of America viz. Axis Capital USA LLC. The Subsidiary Company is registered as a Broker Dealer after obtaining all the requisite regulatory approvals. There has been no material change in the nature of the business of Subsidiary Company. The salient features of the financial statement of Subsidiary Company for the year ended 31st March, 2023, is given in Form AOC-1 (Annexure ‘A’) which forms part of this Report as well as the Financial Statements.

Further, the Financial Statements of Axis Capital USA LLC is required to be consolidated as per Indian Accounting Standards (Ind-AS).

MATERIAL CHANGE AND COMMITMENT

Except as disclosed elsewhere in this Report, no material changes and commitments which could affect the Company’s financial position have occurred between the end of the financial year of the Company and the date of this Report. During the financial year 2022-23, there has been no change in the nature of the Company’s business.

ANNUAL RETURN

As required under Section 134 (3)(a) of the Act, the Annual Return for the year 2022-23 is put up on the Company's website and can be accessed at https://www.axiscapital.co.in/regulatory_policies/

DETAILS OF SIGNIFICANT AND MATERIAL ORDERS PASSED BY THE REGULATORS OR COURTS OR TRIBUNALS IMPACTING THE GOING CONCERN STATUS AND COMPANY'S OPERATIONS IN FUTURE

In terms of the information required under Section – 134 of the Companies Act, 2013 and Rule – 8 of the Companies (Accounts) Rules, 2014, it is to be noted that during the financial year 2022-23, there was no significant and material order passed by the Regulators or Courts or Tribunals impacting the going concern status of the Company and its operations.

STATEMENT INDICATING DEVELOPMENT AND IMPLEMENTATION OF A RISK MANAGEMENT POLICY INCLUDING IDENTIFICATION THEREIN OF ELEMENTS OF RISK

The Board of the Company has constituted a Risk Management Committee which consists of the majority of Independent Directors and Senior Managerial Personnel of the Company. Risk Management is a key function in the Company. Real-time monitoring of overall exposure of the Company is required from the point of view of Risk Control. The Company has a robust Business Risk Management framework to identify and evaluate business risks and opportunities. This framework seeks to create transparency, minimize adverse impact on the business objectives and enhances Company's competitive advantage and the same is subject to periodic review by the Risk Management Committee of the Board, Group Level and at the Board of Directors level. Further,

During the year under review:

- a) the Company strictly complied with Framework on Reputational Risk, which will require it to carry out adequate due diligence to assess Risk associated to reputation of the Company or Axis Group as whole before accepting any mandates.
- b) Risk Dashboard on quarterly basis to be presented to the Risk Management Committee
- c) Strengthen the penalty provisions for violations or non-adherence of policies.

STATEMENT IN RESPECT OF ADEQUACY OF INTERNAL FINANCIAL CONTROLS WITH REFERENCE TO THE FINANCIAL STATEMENTS

The Company has an Internal Control System, commensurate with the size, scale and complexity of its operations. Internal control systems comprising policies and procedures are designed to ensure reliability of financial reporting, timely feedback on achievement of operational and strategic goals, compliance with policies, procedure, applicable laws and regulations, and that all assets and resources are acquired economically, used efficiently and protected adequately.



VIGIL MECHANISM / WHISTLE BLOWER POLICY

The Company has adopted the code of conduct for employees and also directors for the highest degree of transparency, integrity, accountability. Any actual or potential violation of the Code would be a matter of serious concern for the Company.

In accordance with Section 177 of the Act, the Company has formulated and adopted a Whistleblower Policy ('the Policy') and same can be accessed on the Company's Website, which aims to set up a mechanism that enables employees to report about actual or potential illegal and/or unacceptable practices. The policy is designed to enable employees, to raise concerns to Whistleblower Committee, without revealing his/her identity, if he/she chooses to do so and to disclose information which the individual believes, shows malpractice or wrongdoing which could affect the business or reputation of the Company.

The Policy is to provide framework for an effective vigil mechanism and to provide protection to employees or directors reporting genuine concerns. Employees of the Company are encouraged to use guidance provided in the Policy for reporting all allegations of suspected improper activities.

DIRECTORS

The Board of Directors, along with its committees provides leadership and guidance to the Company's Management and directs, supervises and controls the activities of the Company. The size of the Board of the Company is commensurate with its size and business operations. In addition to the governance practices, the Board lays strong emphasis on transparency, accountability and integrity. At present, the Board strength is seven (7) Directors comprising two (2) Executive Directors, two (2) Non-Executive Directors, representing shareholders and three (3) Independent Non-Executive Directors.

- **Composition of the Board of the Company:**

Name of the Director(s)	Category
Mr. Amitabh Chaudhry	Chairman (Non- Executive)
Mr. Salil Pitale	Jt. MD &Co-CEO
Mr. Chirag Negandhi	Jt. MD &Co-CEO
Prof. Samir Barua	Independent Director
Mr. Bahram Navroz Vakil	Independent Director
Ms. Sutapa Banerjee	Independent Director
Mr. Rajiv Anand	Non- Executive Director

During the year under review, there were no changes to the constitution of the Board of Directors of the Company.

Further, in compliance with Section 152 of the Act and the Articles of Association of the Company, Mr. Amitabh Chaudhry (DIN: 00531120) and Mr. Rajiv Anand (DIN: 02541753) being longest serving Directors, retire by rotation and being eligible offer themselves for re-appointment as Directors of the Company at the ensuing Annual General Meeting. The brief details of Mr. Amitabh Chaudhry and Mr.

Rajiv Anand, who are proposed to be re-appointed as required under Secretarial Standard 2 (“SS-2”) is being provided in the Notice convening the Seventeenth Annual General Meeting of the Company.

The Board after taking declaration/disclosure received from the Independent Directors on record and acknowledging the veracity of the same, opined that the Independent Directors are persons of integrity and possess the relevant expertise and experience, fulfills the conditions specified in the Companies Act, 2013 (‘the Act’) for appointment of Independent Directors and are Independent of the Management. Further, All Independent Directors have confirmed to the Board that they meet the criteria of independence as laid down under Section 149(6) of the Act and that they qualify to be independent directors pursuant to the Rule 5 and Rule 6 of the Companies (Appointment and Qualification of Directors) Rules, 2014.

All the Directors of the Company have confirmed that they are not disqualified to act as Directors of the Company in terms of Section 164 of the Act.

KEY MANAGERIAL PERSONNEL

During the year under review, there were no changes in the Key Managerial Personnel of the Company. Mr. Salil Pitale and Mr. Chirag Negandhi, Jt. MD & Co-CEO, Whole Time Directors designated as “Jt.MD and Co-CEO” of the Company for a period of 3 years w.e.f December 4, 2021, and Mr. Natarajan Mahadevan- Company Secretary & Compliance Officer and Mr. Neelesh Baheti - Chief Financial Officer are continuing as the Key Managerial Personnel of the Company in terms of Section 203 of the Act.

PARTICULARS OF MEETINGS

During the year, the number of Board, Committee and General Meetings convened is as follows:

Sr. No.	Type of Meeting	Number of meetings held
1.	Board Meeting	5
2.	Audit Committee Meeting	4
3.	Nomination & Remuneration Committee Meeting	3
4.	Risk Management Committee Meeting	4
5.	Corporate Social Responsibility Committee Meeting	1
6.	General Meeting (Including Extra-ordinary General Meeting)	1

The intervening gap between the Board Meetings was within the period prescribed under the Companies Act, 2013.

A STATEMENT INDICATING THE MANNER IN WHICH FORMAL ANNUAL EVALUATION HAS BEEN MADE BY THE BOARD OF DIRECTORS.

Pursuant to the provisions of the Companies Act, 2013, the Board has carried out an annual performance evaluation of its own performance and that of its committees and individual Directors.



The Board adopted a formal evaluation mechanism for evaluating its performance and as well as that of its committees and individual Directors, including the Chairman of the Board. The exercise was carried out by feedback survey from each director covering Board functioning such as composition of Board and its Committees, experience and competencies, governance issues etc. Separate exercise was carried out to evaluate the performance of individual directors including the Chairman of the Board who were evaluated on parameters such as attendance, professional conduct, roles and functions, discharge of duties and their contribution to Board/Committees/Senior Management, contributions at the meeting etc.

A separate meeting of the Independent Directors was also called during the year for the evaluation of the performance of Non-Independent Directors, performance of the Board as a whole and that of the Chairman of the Board.

COMMITTEES

i. AUDIT COMMITTEE

The Audit Committee of the Board consists of five Directors, the majority of Independent Directors namely Prof. Samir Barua, Mr. Bahram Vakil, Ms. Sutapa Banerjee, Mr. Rajiv Anand and Mr. Salil Pitale. The composition of the Audit Committee is in conformity with the provisions of Section 177 of the Companies Act, 2013 and Rules made thereunder.

During the year, all the recommendations made by the Audit Committee were accepted by the Board.

ii. NOMINATION AND REMUNERATION COMMITTEE

The Nomination and Remuneration Committee, constituted in terms of Section 178 of the Act, comprises of Prof. Samir Barua, Mr. Bahram Vakil, Ms. Sutapa Banerjee, and Mr. Rajiv Anand.

iii. RISK MANAGEMENT COMMITTEE

The Risk Management Committee consists of Prof. Samir Barua, Mr. Bahram Vakil, Ms. Sutapa Banerjee, Mr. Salil Pitale and Mr. Chirag Negandhi.

iv. CORPORATE SOCIAL RESPONSIBILITY COMMITTEE

The Corporate Social Responsibility Committee consists of Mr. Bahram Vakil, Mr. Rajiv Anand, Mr. Salil Pitale and Mr. Chirag Negandhi.

SHARE CAPITAL:

As on March 31, 2023, the issued, subscribed and paid-up equity share capital of the Company stood at Rs. 73,50,00,000 (comprising of 7,35,00,000 Equity Shares of Rs. 10 each). During the year under review, there was no change in the Authorized, Issued, Subscribed and Paid - Up Share Capital of the Company. Further, there has been no change in the issued and paid-up capital after March 31, 2023, till the date of this report.

PUBLIC DEPOSITS

During the year under review, the Company has neither invited nor accepted any deposit pursuant to Section 73 and section 76 of the Companies Act, 2013 read with Companies (Acceptance of Deposits) Rules, 2014 and as such, no amount on account of principal or interest on deposits from public was outstanding as on March 31, 2023.

PARTICULARS OF CONSERVATION OF ENERGY, TECHNOLOGY ABSORPTION, FOREIGN EXCHANGE EARNINGS AND OUTFLOWS

Information as per Section 134(3)(m) of the Companies Act, 2013, read with Rule 8 of the Companies (Accounts) Rules, 2014 relating to the Conservation of Energy and Technology Absorption is not given since the Company is not engaged in any manufacturing activity. There is no foreign technology involved/ absorbed.

During the year under review, the Company has earned Foreign Exchange of Rs. 2,425.25 lakhs. The Company incurred total expenditure in Foreign Exchange of Rs. 839.49 lakhs. The capital contribution in Company's Foreign Subsidiary Company viz. Axis Capital USA LLC is 495.88 lakhs as of March 31, 2023.

PARTICULARS OF CONTRACTS, OR ARRANGEMENTS WITH RELATED PARTIES UNDER SUB - SECTION (1) OF SECTION 188

Information as per Section 134(3)(h) of the Companies Act, 2013 relating to the particulars of contracts, or arrangements with related parties under Sub - Section (1) of Section 188 is annexed as Annexure 'B' to this report. All related party transactions that were entered into during the financial year were on an arm's length basis and were in the ordinary course of business. There are no materially significant related party transactions made by the Company with Promoters, Directors, Key Managerial Personnel or other designated persons which may have a potential conflict with the interest of the Company at large.

Omnibus approval of the Audit Committee was obtained for the transactions which were of a repetitive nature. The transactions entered into pursuant to the omnibus approval so granted were reviewed and statements giving details of all related party transactions were placed before the Audit Committee and the Board on a quarterly basis.

None of the Directors has any pecuniary relationship or transactions vis-à-vis the Company.

CORPORATE SOCIAL RESPONSIBILITY INITIATIVES

The Corporate Social Responsibility Committee (the "CSR Committee") is established by the Board in accordance with Section 135 of the Act. The CSR Committee has approved and adopted the Corporate Social Responsibility Policy ("CSR Policy"). The CSR Policy of the Company, inter alia, lists the activities that can be undertaken or supported by the Company for CSR, composition and meetings of CSR Committee, details of existing charitable trusts within the Axis Group, annual allocation for CSR activities, areas of CSR projects, criteria for selection of CSR projects, modalities of

execution/ implementation of CSR activities and the monitoring mechanism of CSR activities/projects. The CSR policy is made available on the Company's website at www.axiscapital.co.in

During the year under review, the Company has contributed Rs. 365.77 Lakhs (being 2 percent of the average net profit of the Company in the immediately three preceding financial years calculated as per Section 198 of the Act) towards CSR expenditure in the areas of Sustainable Livelihoods and Promoting health care including preventive health care. These projects are in accordance with Schedule VII of the Companies Act, 2013. The details of Projects undertaken are attached herewith as Annexure 'C' and forms part of this Report.

ISSUE OF EQUITY SHARES WITH DIFFERENTIAL RIGHTS:

The Company has neither issued shares nor issued shares with differential voting rights nor granted any stock options or sweat equity or Bonus Shares. Further, the Company has not bought back any of its securities during the year under review.

POLICY OF THE NOMINATION AND REMUNERATION COMMITTEE

The Company has a Nomination and Remuneration Policy ("NRC Policy") formulated in compliance with Section 178 of the Companies Act, 2013 read along with the applicable rules thereto as amended from time to time. The policy shall apply to all Directors (Executive and Non -Executive), Key Managerial Personnel and Senior Management. The Policy lays down the roles of the Committee, criterion for appointment of Directors, Key Managerial Personnel and Senior Management and parameters for determining the remuneration of Directors, Key Managerial Personnel, Senior Management and other employees. The NRC policy is made available on the Company's website at www.axiscapital.co.in

In terms of Section 197 of the Companies Act, 2013 read with Rule 5(2) and Rule 5(3) of the Companies (Appointment and Remuneration of Managerial Personnel) Rules, 2014, the statement relating to particulars of employees of the Company is available for inspection by the Members at the Registered Office of the Company during business hours on working days. A copy of this statement may be obtained by the Members by writing to the Company Secretary of the Company. The Board hereby confirm that the remuneration paid to the Directors is as per the Remuneration Policy of the Company.

DIRECTORS RESPONSIBILITIES STATEMENT

Pursuant to the requirements under sub-section (5) of Section 134 of the Companies Act, 2013, the Board of Directors of the Company hereby state and confirm that:

- i. The applicable accounting standards have been followed in the preparation of the annual accounts and proper explanations have been furnished, relating to material departures.

Accounting policies have been selected, and applied consistently and reasonably, and prudent judgments and estimates have been made so as to give a true and fair view of the state of affairs of the Company and of the profit of the Company for the year ended 31st March 2023.

- ii. Proper and sufficient care has been taken for the maintenance of adequate accounting records, in accordance with the provisions of the Companies Act, 2013 for safeguarding the assets of the Company and for preventing and detecting fraud and other irregularities.
- iii. The annual accounts of the Company have been prepared on a going concern basis.
- iv. A proper system has been devised to ensure compliance with the provisions of all applicable laws and such systems are adequate and operating effectively.

COMPLIANCES

The Balance Sheet and Statement of Profit and Loss for the year under review are revised as per the new format of Schedule III as notified by the Ministry of Corporate Affairs.

SECRETARIAL STANDARDS

During the year under review, the Company has complied with the applicable Secretarial Standards (SS-1 & SS-2) issued by The Institute of Company Secretaries of India.

AUDITORS

i. STATUTORY AUDITORS:

The Members of the Company at the 16th Annual General Meeting (AGM) held on July 28, 2022, had appointed M/s. S.R. Batliboi & Co. LLP, Chartered Accountants (Firm Registration No: 301003E/E300005) as Statutory Auditors of the Company for a period of 5 years from the conclusion of ensuing 16th AGM till the conclusion of 21st AGM of the Company under the provision of the Companies Act, 2013.

OBSERVATIONS OF STATUTORY AUDITORS

The statutory auditors have issued their unmodified opinion on standalone financial statements for the year ended March 31, 2023, and that they have not highlighted any qualifications, reservations, adverse remarks or disclaimers.

The notes to the Accounts referred to in the Auditors' Report are self-explanatory and therefore do not call for any further explanation or comments from the Board under Section 134(3) of the Companies Act, 2013.

DETAILS OF FRAUDS REPORTED BY AUDITORS UNDER SECTION 143(12) OF THE COMPANIES ACT, 2013:

During the year under review, there were no incidences of frauds reported by the Statutory Auditors to the Audit Committee or the Board.

ii. SECRETARIAL AUDIT

Pursuant to the requirements of Section 204 of the Act and Rule 9 of the Companies (Appointment and Remuneration of Managerial Personnel) Rules, 2014, the Board of Directors had appointed M/s. Aashish K. Bhatt & Associates, Practicing Company Secretaries (Membership No. 19639 and CP No. 7023) to undertake the Secretarial Audit of the Company for the FY 2022-23.

The Audit report of the Secretarial Auditors of the Company is appended as Annexure 'D' to this Report and there are no qualifications, reservations, adverse remarks or disclaimers made by the Secretarial Auditors, in their Audit Report.

The observations and comments given by the Secretarial Auditor in their Report are self-explanatory and hence do not call for any further comments under Section 134 of the Act.

iii. INTERNAL AUDITOR

Pursuant to the provisions of Section 138 of the Companies Act, 2013 and the Companies (Accounts) Rules, 2014, the Company had appointed M/s. KKC & Associates LLP (Formerly Khimji Khuverji & Co LLP), Chartered Accountants, (FRN: 104674W) to undertake the Internal Audit of the Company for the year under review.

MAINTENANCE OF COST RECORDS

The provisions of Section 148 (1) of the Act relating to maintenance of cost records are not applicable to the Company during the year under review.

CORPORATE GOVERNANCE

The Company's policy on Corporate Governance has been:

- i. To enhance the long-term interest of its Shareholders, provide good management, adopt prudent risk management techniques and comply with the applicable regulatory requirements, thereby safeguarding the interest of its other stakeholders such as customers, employees, creditors and vendors;
- ii. To identify and recognize the Board of Directors and the Management of the Company as the principal instruments through which good corporate governance principles are articulated and implemented; and
- iii. To also identify and recognize accountability, transparency and equality of treatment for all stakeholders, as central tenets of good corporate governance.

PREVENTION OF SEXUAL HARASSMENT

The Company is committed to uphold and maintain the dignity of woman employees and it has in place a policy which provides for protection against sexual harassment of women at workplace and for prevention and redressal of such complaints. The Company has also constituted an Internal Complaints Committee under the Sexual Harassment of Women at workplace (Prevention, Prohibition and Redressal) Act, 2013. During the year under review, no such complaints were received.

THE DETAILS OF APPLICATION MADE OR ANY PROCEEDING PENDING UNDER THE INSOLVENCY AND BANKRUPTCY CODE, 2016:

During the year under review there was no application made or pending proceeding under the Insolvency and Bankruptcy Code, 2016.

PARTICULARS OF LOANS, GUARANTEES OR INVESTMENT UNDER SECTION- 186

During the period under review, the Company has not made any loans, guarantees and investments covered under section 186 of the Act.

DETAILS OF DIFFERENCE BETWEEN AMOUNT OF THE VALUATION DONE AT THE TIME OF ONE TIME SETTLEMENT AND THE VALUATION DONE WHILE TAKING LOAN FROM THE BANKS OR FINANCIAL INSTITUTIONS (FI):

During the year under review the Company has not made any one-time settlement. However, the Company has taken new loans and the same has been applied for the purpose it has been taken.

PARTICULARS OF EMPLOYEES

No employee was employed by the Company receiving remuneration prescribed under Section 197 of the Companies Act, 2013 and the rules framed thereunder.

FUTURE OUTLOOK

The Indian market has been through a rollercoaster ride this year.

Since early last year central banks throughout the world started gradually raising interest rates in an effort to tame inflation, leading to global investors pulling out their funds from equity markets and moving them into safer havens such as debt instruments. Based on these current macro-economic uncertainties, domestic equity markets could experience volatility in the short term.

Despite global headwinds, rising borrowing costs and slower income growth the World Bank forecasts India's growth for 2023-24 to be at 6.3%. Indian markets will continue to appeal to investors in the long run due to the country's strong economic fundamentals and development possibilities. Moreover, domestic institutional investors (mutual funds and insurance companies) have been supporting the



markets through consistent inflows which have been cushioning the economy from record breaking outflows by Foreign Portfolio Investors and further provided liquidity during volatile times.

As a result of the above, we believe Equity Capital Market (ECM) activity will continue to be decent. There is a strong pipeline of deals with companies across diverse sectors and issue sizes planning to raise capital during the year. Deal specific sectors to look out for in the coming months will be those in the Pharmaceutical, Consumer, Banking and Financial Services and Capital Goods / Engineering. We also expect more activity around secondary market transactions and financial sponsors / PE investors seeking liquidity in their investee companies through block transactions. Moreover, with stability in interest rates, products like REITs and InvITs will also become popular in the eyes of investors. Our M&A practice continues to deliver valuable advice to listed and private clients through execution of highly complex transactions as we strive to being a 'Go to Banker' for large transactions across sectors. Going into FY24, we continue to be involved in several strategic dialogues with our clients spanning multiple sectors, which give us confidence for another year of robust M&A activity. A difficult business environment with increasing interest rates will provide consolidation opportunities in certain segments. Capital reallocation decisions, including M&A, are expected to continue to garner significant management attention. We will continue to be nimble to act on opportunities and build upon the pipeline while delivering strategic advice to our clients.

Private Equity capital deployment in the coming year is expected to be selective in nature with longer closure timelines, impacted by headwinds from high inflation and rising interest rates resulting in slower growth. Investors higher threshold for investing was witnessed in the last year and is expected to continue in FY24 with preference being for companies with strong fundamentals, credible management & demonstrated unit economics, with limited appetite to fund cash burn for market share gains. Continued focus on monetization / exits is expected to result in meaningful business opportunities for Axis Capital.

As estimated last year, structured debt/ private credit has experienced a significant growth demonstrating a clear upward trend in the market's appetite for alternative financing options. With all banks led NBFCs unable to participate in the non-bankable deals & Mutual funds still absent in the credit space it has certainly provided an impetus to the AIFs. The Structured Finance (SF) team has leveraged this opportunity and has successfully received all regulatory approvals for the setting up of Axis Capital's AIF platform. On an overall basis, with the surge in activity happening we expect the structured credit market to remain buoyant and continue to witness a lot of activity in FY24.

Axis Capital as an organisation continues to remain involved in several conversations with existing relationships and prospective clients across sectors, which gives us confidence for a year full of deal activity.

In a challenging market, with decreased volumes, the equities business recorded an increase in both revenue and volume market share driven by broader client coverage and blocks execution. We continued to develop our electronic and program trading platform with the addition of key domestic accounts, importantly launched F&O DMA attracting the largest clients on the street. Axis Capital added 65 institutional accounts during the year, expanding our geographical distribution. The strategy continues to focus on deepening existing relationships through enhanced research products and

corporate access events, where Axis Capital organised 55 unique differentiated events involving more than 1500 unique investor interactions.

ACKNOWLEDGEMENT

Your directors would like to express their gratitude for all the guidance and co-operation received from Axis Bank. Your directors would also like to place on record their gratitude and thanks to the esteemed clients, Bankers, Auditors, Central, State and Local Government Departments and Bodies for their continued support and co-operation.

The Directors also express their warm appreciation to all the employees of the Company for their diligence and contribution.

For and on Behalf of the Board of Directors



AMITABH CHAUDHRY
CHAIRMAN
DIN: 00531120



Place: Mumbai
Date: April 17, 2023

Form AOC-I
(Pursuant to first proviso to sub-section (3) of section 129 read with rule 5 of Companies (Accounts) Rules, 2014)

Statement containing salient features of the financial statement of subsidiaries/associate companies/joint ventures

Part "A": Subsidiaries*

(₹ in lakhs)

Sr. No.	Particulars	Details
1	Name of the subsidiary	Axis Capital USA LLC
2	The date since when subsidiary was acquired	02/08/2017
3	Reporting period for the subsidiary concerned, if different from the holding company's reporting period	April to March
4	Reporting currency and Exchange rate as on the last date of the relevant Financial Year in the case of foreign subsidiaries.	Reporting currency: USD
5	Share capital	495.88
6	Reserves and Surplus	(26.38)
7	Total Assets	490.54
8	Total Liabilities	490.54
9	Investments	-
10	Turnover	185.51
11	Profit before taxation	12.50
12	Provision for taxation	-
13	Profit after taxation	12.50
14	Proposed Dividend	-
15	% of shareholding	100%

*Provisional figures based on unaudited financials

Exchange rate: ₹82.18 per USD (As on March 31, 2023)

Part "B": Associates and Joint Ventures

Statement pursuant to Section 129 (3) of the Companies Act, 2013 related to Associate Companies and Joint Ventures: Not Applicable

For and on Behalf of the Board of Directors


AMITABH CHAUDHRY
 CHAIRMAN
 DIN: 00531120



Place: Mumbai

Date: April 17, 2023

ANNEXURE 'B'
PARTICULARS OF CONTRACTS, OR ARRANGEMENTS WITH RELATED PARTIES UNDER SUB - SECTION (1) OF SECTION 188
FORM NO. AOC -2

(Pursuant to clause (h) of sub-section (3) of section 134 of the Act and Rule 8(2) of the Companies (Accounts) Rules, 2014.

Form for Disclosure of particulars of contracts/arrangements entered into by the company with related parties during financial year ended March 31, 2023, referred to in sub section (1) of section 188 of the Companies Act, 2013 including certain arm's length transaction under third proviso thereto.

1. Details of contracts or arrangements or transactions not at arm's length basis.

SL. No.	Particulars	Details
a)	Name (s) of the related party & nature of relationship	None
b)	Nature of contracts/arrangements/transaction	
c)	Duration of the contracts/arrangements/transaction	
d)	Salient terms of the contracts or arrangements or transaction including the value, if any	
e)	Justification for entering into such contracts or arrangements or transactions'	
f)	Date of approval by the Board	
g)	Amount paid as advances, if any	
h)	Date on which the special resolution was passed in General meeting as required under first proviso to section 188	

2. Details of contracts or arrangements or transactions at arm's length basis.

Sr. No.	(a) Name (s) of the related party & nature of relationship	(b) Nature of contracts / arrangements / transaction	(c) Duration of the contracts / arrangements / transaction	(d) Salient terms of the contracts or arrangements or transaction including the value, if any	(e) Date of approval by the Board	(f) Amount paid as advances, if any
1.	Axis Bank Limited (Holding Company)	Availing and rendering services	Continuous		April 15, 2022	Nil



Sr. No.	(a) Name (s) of the related party & nature of relationship	(b) Nature of contracts / arrangements / transaction	(c) Duration of the contracts / arrangements / transaction	(d) Salient terms of the contracts or arrangements or transaction including the value, if any	(e) Date of approval by the Board	(f) Amount paid as advances, if any
2.	Axis Securities Limited (Fellow Subsidiary Company)	Availing and rendering services	Continuous	Kindly refer to the Financial Statements		Nil
3.	Axis Trustee Services Limited (Fellow Subsidiary Company)	Rendering services	Continuous			Nil
4.	Axis Capital USA LLC (Subsidiary Company)	Availing services	Continuous			Nil
5.	Max Life Insurance Company Limited (Fellow Associate Company)	Rendering services	Continuous			Nil

For and on Behalf of the Board of Directors



.....
AMITABH CHAUDHRY
CHAIRMAN
DIN: 00531120



Place: Mumbai
Date: April 17, 2023

ANNUAL REPORT ON CSR ACTIVITIES FOR FY 2022-23

(As prescribed under Section 135 of the Companies Act, 2013 and The Companies (Corporate Social Responsibility Policy) Rules 2014)

1. Brief outline on CSR Policy of the Company.
2. Composition of CSR Committee:

S. No.	Name of Director	Designation / Nature of Directorship	Number of meetings of CSR Committee held during the year	Number of meetings of CSR Committee attended during the year
1.	Mr. Bahram Vakil	Chairman	1	1
2.	Mr. Rajiv Anand	Non-Executive Director	1	1
3.	Mr. Salil Pitale	Joint Managing Director & Co-CEO	1	1
4.	Mr. Chirag Negandhi	Joint Managing Director & Co-CEO	1	1

3. Provide the web-link where Composition of CSR committee, CSR Policy and CSR projects approved by the board are disclosed on the website of the Company- https://www.axiscapital.co.in/wp-content/uploads/2022/09/20220808170955_csr_policy_axis_capital.pdf
4. Provide the executive summary along with web-link(s) of Impact Assessment of CSR Projects carried out in pursuance of sub-rule (3) of rule 8, if applicable- Not Applicable.
5. (a) Average net profit of the company as per section 135(5) is ₹ 1,82,88,30,734/-
 (b) Two percent of average net profit of the company as per section 135(5) is ₹ 3,65,76,620/-
 (c) Surplus arising out of the CSR projects or programs or activities of the previous financial years. - Nil
 (d) Amount required to be set off for the financial year, if any - Nil
 (e) Total CSR obligation for the financial year (b+c- d) is ₹ 3,65,76,620/-



6. (a) Amount spent on CSR Projects (both Ongoing Project and other than Ongoing Project).

(1) Sl. No.	(2) Name of the Project	(3) Item from the list of activities in schedule VII to the Act.	(4) Local area (Yes/No).	(5) Location of the project.		(6) Amount spent for the project (in Rs.).	(7) Mode of implementation - Direct (Yes/No).	(8) Mode of implementation - Through implementing agency.	
				State.	District.			Name	CSR registration number
1.	Sustainable Livelihoods-Ongoing Project	Clause(ii)of Schedule VII of section 135 of the Companies Act 2013	No	Jharkhand	Bokaro, Dumka, Godda, Hazaribagh, Khunti Latehar, Palamu, Pashchimi Singhbhum, Ramgarh, Saraikela-Kharsawan, Simdega	3,65,76,620	No	Axis Bank Foundation	CSR00002350
Total						3,65,76,620			

(b) Amount spent in Administrative Overheads- Nil

(c) Amount spent on Impact Assessment, if applicable - Nil

(d) Total amount spent for the Financial Year ((a)+(b)+(c))- Rs.3,65,76,620/-



(e) CSR amount spent or unspent for the financial year:

Total Amount Spent for the Financial Year. (in Rs.)	Amount Unspent (in Rs.)				
	Total Amount transferred to Unspent CSR Account as per section 135(6).		Amount transferred to any fund specified under Schedule VII as per second proviso to section 135(5).		
	Amount.	Date of transfer	Name of the Fund	Amount.	Date of transfer
₹ 3,65,76,620/-	-	-	-	-	-

(f) Excess amount for set off, if any

Sl. No.	Particular	Amount (in Rs.)
(i)	Two percent of average net profit of the company as per section 135(5)	₹3,65,76,620
(ii)	Total amount spent for the Financial Year	₹3,65,76,620
(iii)	Excess amount spent for the financial year ((ii)-(i))	-
(iv)	Surplus arising out of the CSR projects or programs or activities of the previous financial years, if any	-
(v)	Amount available for set off in succeeding financial years ((iii)-(iv))	-

7. Details of Unspent CSR amount for the preceding three financial years: NIL


8. Whether any capital assets have been created or acquired through Corporate Social Responsibility amount spent in the Financial Year: No




9. Specify the reason(s), if the company has failed to spend two per cent of the average net profit as per section 135(5). - **NIL**




.....
Mr. Salil Pitale
JT. MD & Co-CEO
DIN: 07824218



.....
Mr. Chirag Negandhi
JT. MD & Co-CEO
DIN: 06988113



.....
Mr. Bahram Vakil
Chairman - CSR
Committee
DIN: 00283980



.....
Mr. Rajiv Anand
Non-Executive
Director
DIN: 02541753

Place: Mumbai
Date: April 17, 2023



ANNEXURE 'D'

SECRETARIAL AUDIT REPORT



AASHISH K. BHATT & ASSOCIATES

Practicing Company Secretaries

Aashish K. Bhatt
B.Com., A.C.S., PGDSL

Form No. MR-3

Secretarial Audit Report

For the Financial year ended March 31, 2023

[Pursuant to section 204(1) of the Companies Act, 2013 and rule No. 9 of the Companies
(Appointment and Remuneration of Managerial Personnel) Rules, 2014]

To,

The Members,

Axis Capital Limited

Axis House, 8th Floor, Wadia International Centre

Pandurang Budhkar Marg, Worli,

Mumbai - 400025

I have conducted the Secretarial Audit of the Compliance of applicable statutory provisions and the adherence to good corporate governance practices by **Axis Capital Limited** (hereinafter called "the Company"). Secretarial Audit was conducted in a manner that provided me a reasonable basis for evaluating the corporate conducts / statutory compliances and expressing my opinion thereon.

Based on my verification of the Company's books, papers, minute books, forms and returns filed and other records maintained by the Company and also the information provided by the Company, its officers, agents and authorized representatives during the conduct of secretarial audit, I hereby report that in my opinion, the Company has, during the audit period covering the financial year ended March 31, 2023 complied with the statutory provisions listed hereunder and also that the Company has proper Board-processes and compliance-mechanism in place to the extent, in the manner and subject to the reporting made hereinafter:

I have examined the books, papers, minute books, forms and returns filed and other records maintained by the Company for the financial year ended on March 31, 2023, according to the provisions of:

- (i) The Companies Act, 2013 (the 'Act') and the Rules made thereunder;



dh

D / 101, Lata Annexe, Above Axis Bank, W. E. Highway, Borivali (East), Mumbai - 400 066.

Mob. : 98671 51081, 80979 85754 • Telefax : 022 2846 1715.

Email : mail@aashishbhatt.in • W. : www.aashishbhatt.in

- (ii) The Securities Contracts (Regulation) Act, 1956 ('SCRA') and the Rules made thereunder;
- (iii) The Depositories Act, 1996 and the Regulations and Bye-laws framed thereunder;
- (iv) Foreign Exchange Management Act, 1999 and the rules and regulations made thereunder for compliance in respect of Overseas Direct Investment. There were no Foreign Direct Investment and External Commercial borrowings during the year under review;
- (v) The following regulations and guidelines prescribed under the Securities and Exchange Board of India Act, 1992 ('SEBI Act'):
 - a) The Securities and Exchange Board of India (Substantial Acquisition of Shares and Takeovers) Regulations, 2011 – Not Applicable;
 - b) The Securities and Exchange Board of India (Prohibition of Insider Trading) Regulations, 2015;
 - c) The Securities and Exchange Board of India (Issue of Capital and Disclosure Requirements) Regulations, 2018-Not Applicable;
 - d) The Securities and Exchange Board of India (Share Based Employee Benefits and Sweat Equity) Regulations, 2014 – Not Applicable;
 - e) The Securities and Exchange Board of India (Issue and Listing of Debt Securities) Regulations, 2021 – Not Applicable;
 - f) The Securities and Exchange Board of India (Registrars to an Issue and Share Transfer Agents) Regulations, 1993, regarding the Companies Act and dealing with client – Not Applicable;
 - g) The Securities and Exchange Board of India (Delisting of Equity Shares) Regulations, 2009 – Not Applicable;
 - h) The Securities and Exchange Board of India (Buyback of Securities) Regulations, 2018 – Not Applicable;



The management has identified and confirmed the following laws as specifically applicable to the Company:

- (a) SEBI (Stock Brokers and Sub-Brokers) Regulations, 1992, as amended;
- (b) SEBI (Research Analysts) Regulations, 2014, as amended;
- (c) SEBI (Merchant Bankers) Regulations, 1992, as amended;
- (d) SEBI (Alternative Investment Funds) Regulations, 2012, as amended.

Based on the compliance mechanism established by the Company, which has been verified on test check basis and taken on record by the Board of Directors of the Company, I am of the opinion that the Company has complied with the SEBI regulations mentioned above.

I have also examined compliance with applicable clauses of the following:

- i. Secretarial Standards issued by the Institute of the Company Secretaries of India;
- ii. The Listing Agreements entered into by the Company with Stock Exchange(s) – Not Applicable.

During the financial year under report, the Company has complied with the provisions of the Act, Rules, Regulations, Guidelines, Standards, etc. mentioned above.

I further report that:

The Board of Directors of the Company is duly constituted with proper balance of Executive, Non-Executive Directors and Independent Directors. No changes in the composition of the Board of Directors took place during the period under review.

Adequate notice is given to all Directors to schedule the Board Meetings and Committee meetings at least seven days in advance and a system exists for seeking and obtaining further information and clarifications on the agenda items before the meeting and for meaningful participation at the meeting.

As per the minutes of the meetings duly recorded and signed by the Chairman, the decisions of the Board were unanimous and no dissenting views were expressed.

Based on the representation made by the Company and relied upon, I report that there are adequate systems and processes in the Company commensurate with its size and operations of the Company to monitor and ensure compliance with applicable laws, rules, regulations and guidelines.



I further report that during the year under report, the Company has undertaken event / action having a major bearing on the Company's affairs in pursuance of the above referred laws, rules, regulations, guidelines, standards, etc. referred to above viz.

- (i) Approval of Members for
 - a. Re-appointment of Mr. Chirag Negandhi as a Whole Time Director ('WTD') and designate him as a "Joint Managing Director & Co-Chief Executive Officer".
 - b. Re-appointment of Mr. Salil Pitale as a Whole Time Director ('WTD') and Designate him as "Joint Managing Director & Co- Chief Executive Officer".
- (ii) Appointment of Statutory Auditors due to retirement;
- (iii) Reconstitution of The Nomination and Remuneration Committee;
- (iv) Approval to reconstitution of the Board of Axis Capital USA LLC, Wholly Owned Subsidiary;
- (v) Appointment of Compliance Officer under SEBI (Stockbroker) regulations 1992 and SEBI (Research Analysts) Regulations, 2014 and principal officer under PMLA;
- (vi) In principle approval of Board of Directors for increase in paid-up share capital of the Company;
- (vii) In principle approval of Board of Directors for Appointment of an additional Director.

For Aashish K. Bhatt & Associates
Company Secretaries
(ICSI Unique Code S2008MH100200)

Aashish Bhatt

Aashish Bhatt

Proprietor

UDIN: A019639E000122051

ACS No.: 19639, COP No.: 7023

Peer Review Certificate No.: 2959/2023



Place: Mumbai

Date: 17.04.2023

This Report is to be read with my letter annexed as Appendix A, which forms integral part of this report

To,
The Members,
Axis Capital Limited.

My report of even date is to be read along with this letter.

1. The responsibility of maintaining Secretarial record is of the management and based on my audit, I have expressed my opinion on these records.
2. I am of the opinion that the audit practices and process adopted to obtain assurance about the correctness of the secretarial records were reasonable for verification on test check basis.
3. I have not verified the correctness and appropriateness of financial records and books of accounts of the Company.
4. The management is responsible for compliances with corporate and other applicable laws, rules, regulations, standards etc. My examination was limited to the verification of procedure on test basis and wherever required, I have obtained the Management representation about the compliance of laws, rules and regulations etc.
5. The Secretarial Audit report is neither an assurance as to the future viability of the Company nor of the efficacy or effectiveness with which the management has conducted the affairs of the Company.

For Aashish K. Bhatt & Associates
Company Secretaries
(ICSI Unique Code S2008MH100200)

Aashish Bhatt

Proprietor

UDIN: A019639E000122051

ACS No.: 19639, COP No.: 7023

Peer Review Certificate No.: 2959/2023



Place: Mumbai

Date: 17.04.2023

Standalone Financial Statements
for the year ended 31 March 2023

AXIS CAPITAL LIMITED

Registered Office:
Axis House, 8th Floor
Wadia International Centre
Pandurang Budhkar Marg, Worli - 400025
Mumbai, Maharashtra

INDEPENDENT AUDITOR'S REPORT

To the Members of Axis Capital Limited

Report on the Audit of the Standalone Financial Statements

Opinion

We have audited the accompanying standalone financial statements of Axis Capital Limited ("the Company"), which comprise the Balance sheet as at March 31 2023, the Statement of Profit and Loss, including the statement of Other Comprehensive Income, the Cash Flow Statement and the Statement of Changes in Equity for the year then ended, and notes to the standalone financial statements, including a summary of significant accounting policies and other explanatory information.

In our opinion and to the best of our information and according to the explanations given to us, the aforesaid standalone financial statements give the information required by the Companies Act, 2013, as amended ("the Act") in the manner so required and give a true and fair view in conformity with the accounting principles generally accepted in India, of the state of affairs of the Company as at March 31, 2023, its profit including other comprehensive loss, its cash flows and the changes in equity for the year ended on that date.

Basis for Opinion

We conducted our audit of the standalone financial statements in accordance with the Standards on Auditing (SAs), as specified under section 143(10) of the Act. Our responsibilities under those Standards are further described in the 'Auditor's Responsibilities for the Audit of the Standalone Financial Statements' section of our report. We are independent of the Company in accordance with the 'Code of Ethics' issued by the Institute of Chartered Accountants of India together with the ethical requirements that are relevant to our audit of the financial statements under the provisions of the Act and the Rules thereunder, and we have fulfilled our other ethical responsibilities in accordance with these requirements and the Code of Ethics. We believe that the audit evidence we have obtained is sufficient and appropriate to provide a basis for our audit opinion on the standalone financial statements.

Other Information

The Company's Board of Directors is responsible for the other information. The other information comprises the information included in the Director's Report, but does not include the standalone financial statements and our auditor's report thereon.

Our opinion on the standalone financial statements does not cover the other information and we do not express any form of assurance conclusion thereon.

In connection with our audit of the standalone financial statements, our responsibility is to read the other information and, in doing so, consider whether such other information is materially inconsistent with the financial statements or our knowledge obtained in the audit or otherwise appears to be materially misstated. If, based on the work we have performed, we conclude that there is a material misstatement of this other information, we are required to report that fact. We have nothing to report in this regard.

Responsibility of Management for the Standalone Financial Statements

The Company's Board of Directors is responsible for the matters stated in section 134(5) of the Act with respect to the preparation of these standalone financial statements that give a true and fair view of the financial position, financial performance including other comprehensive income, cash flows and changes in equity of the Company in accordance with the accounting principles generally accepted in India, including the Indian Accounting Standards (Ind AS) specified under section 133 of the Act read with the Companies (Indian Accounting Standards)



S.R. BATLIBOI & Co. LLP

Chartered Accountants

Rules, 2015, as amended. This responsibility also includes maintenance of adequate accounting records in accordance with the provisions of the Act for safeguarding of the assets of the Company and for preventing and detecting frauds and other irregularities; selection and application of appropriate accounting policies; making judgments and estimates that are reasonable and prudent; and the design, implementation and maintenance of adequate internal financial controls, that were operating effectively for ensuring the accuracy and completeness of the accounting records, relevant to the preparation and presentation of the standalone financial statements that give a true and fair view and are free from material misstatement, whether due to fraud or error.

In preparing the standalone financial statements, management is responsible for assessing the Company's ability to continue as a going concern, disclosing, as applicable, matters related to going concern and using the going concern basis of accounting unless management either intends to liquidate the Company or to cease operations, or has no realistic alternative but to do so.

The Board of Directors are also responsible for overseeing the Company's financial reporting process.

Auditor's Responsibilities for the Audit of the Standalone Financial Statements

Our objectives are to obtain reasonable assurance about whether the standalone financial statements as a whole are free from material misstatement, whether due to fraud or error, and to issue an auditor's report that includes our opinion. Reasonable assurance is a high level of assurance, but is not a guarantee that an audit conducted in accordance with SAs will always detect a material misstatement when it exists. Misstatements can arise from fraud or error and are considered material if, individually or in the aggregate, they could reasonably be expected to influence the economic decisions of users taken on the basis of these standalone financial statements.

As part of an audit in accordance with SAs, we exercise professional judgment and maintain professional skepticism throughout the audit. We also:

- ▶ Identify and assess the risks of material misstatement of the standalone financial statements, whether due to fraud or error, design and perform audit procedures responsive to those risks, and obtain audit evidence that is sufficient and appropriate to provide a basis for our opinion. The risk of not detecting a material misstatement resulting from fraud is higher than for one resulting from error, as fraud may involve collusion, forgery, intentional omissions, misrepresentations, or the override of internal control.
- ▶ Obtain an understanding of internal control relevant to the audit in order to design audit procedures that are appropriate in the circumstances. Under section 143(3)(i) of the Act, we are also responsible for expressing our opinion on whether the Company has adequate internal financial controls with reference to financial statements in place and the operating effectiveness of such controls.
- ▶ Evaluate the appropriateness of accounting policies used and the reasonableness of accounting estimates and related disclosures made by management
- ▶ Conclude on the appropriateness of management's use of the going concern basis of accounting and, based on the audit evidence obtained, whether a material uncertainty exists related to events or conditions that may cast significant doubt on the Company's ability to continue as a going concern. If we conclude that a material uncertainty exists, we are required to draw attention in our auditor's report to the related disclosures in the financial statements or, if such disclosures are inadequate, to modify our opinion. Our conclusions are based on the audit evidence obtained up to the date of our auditor's report. However, future events or conditions may cause the Company to cease to continue as a going concern.
- ▶ Evaluate the overall presentation, structure and content of the standalone financial statements, including the disclosures, and whether the standalone financial statements represent the underlying transactions and events in a manner that achieves fair presentation.

We communicate with those charged with governance regarding, among other matters, the planned scope and timing of the audit and significant audit findings, including any significant deficiencies in internal control that we identify during our audit.



S.R. BATLIBOI & Co. LLP

Chartered Accountants

We also provide those charged with governance with a statement that we have complied with relevant ethical requirements regarding independence, and to communicate with them all relationships and other matters that may reasonably be thought to bear on our independence, and where applicable, related safeguards.

Other Matter

The financial statements of the Company for the year ended March 31, 2022, included in these standalone financial statements, have been audited by the predecessor auditor who expressed an unmodified opinion on those statements on April 15, 2022.

Report on Other Legal and Regulatory Requirements

1. As required by the Companies (Auditor's Report) Order, 2020 ("the Order"), issued by the Central Government of India in terms of sub-section (11) of section 143 of the Act, we give in the "Annexure 1" a statement on the matters specified in paragraphs 3 and 4 of the Order.
2. As required by Section 143(3) of the Act, we report that:
 - (a) We have sought and obtained all the information and explanations which to the best of our knowledge and belief were necessary for the purposes of our audit;
 - (b) In our opinion, proper books of account as required by law have been kept by the Company so far as it appears from our examination of those books;
 - (c) The Balance Sheet, the Statement of Profit and Loss including the Statement of Other Comprehensive Income, the Cash Flow Statement and Statement of Changes in Equity dealt with by this Report are in agreement with the books of account;
 - (d) In our opinion, the aforesaid standalone financial statements comply with the Accounting Standards specified under Section 133 of the Act, read with Companies (Indian Accounting Standards) Rules, 2015, as amended;
 - (e) On the basis of the written representations received from the directors as on March 31, 2023 taken on record by the Board of Directors, none of the directors is disqualified as on March 31, 2023 from being appointed as a director in terms of Section 164 (2) of the Act;
 - (f) With respect to the adequacy of the internal financial controls with reference to these standalone financial statements and the operating effectiveness of such controls, refer to our separate Report in "Annexure 2" to this report;
 - (g) In our opinion, the managerial remuneration for the year ended March 31, 2023 has been paid / provided by the Company to its directors in accordance with the provisions of section 197 read with Schedule V to the Act;
 - (h) With respect to the other matters to be included in the Auditor's Report in accordance with Rule 11 of the Companies (Audit and Auditors) Rules, 2014, as amended in our opinion and to the best of our information and according to the explanations given to us:
 - i. The Company has disclosed the impact of pending litigations on its financial position in its standalone financial statements - Refer Note 35 to the standalone financial statements;
 - ii. The Company did not have any long-term contracts including derivative contracts for which there were any material foreseeable losses;
 - iii. There were no amounts which were required to be transferred to the Investor Education and Protection Fund by the Company.



S.R. BATLIBOI & Co. LLP
Chartered Accountants

- iv. (a) The management has represented that, to the best of its knowledge and belief, other than as disclosed in the note 62 (a) to the standalone financial statements, no funds have been advanced or loaned or invested (either from borrowed funds or share premium or any other sources or kind of funds) by the Company to or in any other person(s) or entity(ies), including foreign entities ("Intermediaries"), with the understanding, whether recorded in writing or otherwise, that the Intermediary shall, whether, directly or indirectly lend or invest in other persons or entities identified in any manner whatsoever by or on behalf of the Company ("Ultimate Beneficiaries") or provide any guarantee, security or the like on behalf of the Ultimate Beneficiaries;
- b) The management has represented that, to the best of its knowledge and belief, other than as disclosed in the note 62 (b) to the standalone financial statements, no funds have been received by the Company from any person(s) or entity(ies), including foreign entities ("Funding Parties"), with the understanding, whether recorded in writing or otherwise, that the Company shall, whether, directly or indirectly, lend or invest in other persons or entities identified in any manner whatsoever by or on behalf of the Funding Party ("Ultimate Beneficiaries") or provide any guarantee, security or the like on behalf of the Ultimate Beneficiaries; and
- c) Based on such audit procedures performed that have been considered reasonable and appropriate in the circumstances, nothing has come to our notice that has caused us to believe that the representations under sub-clause (a) and (b) contain any material misstatement.
- v. No dividend has been declared or paid during the year by the Company.
- vi. As proviso to Rule 3(1) of the Companies (Accounts) Rules, 2014 is applicable for the Company only w.e.f. April 1, 2023, reporting under this clause is not applicable.

For **S.R. Batliboi & Co. LLP**
Chartered Accountants
ICAI Firm Registration Number: 301003E/E300005

per **Jitendra H. Ranawat**
Partner
Membership Number: 103380

UDIN: 23103380BGXLME7716

Place of Signature: Mumbai
Date: April 17, 2023



S.R. BATLIBOI & CO. LLP

Chartered Accountants

Annexure 1 referred to in paragraph 1 under the heading "Report on other legal and regulatory requirements" of our report of even date

Re: Axis Capital Limited ('the Company')

In terms of the information and explanations sought by us and given by the Company and the books of account and records examined by us in normal course of audit and to the best of our knowledge and belief, we state that:

- i. (a) (A) The Company has maintained proper records showing full particulars, including quantitative details and situation of Property, Plant and Equipment.
- (a) (B) The Company has maintained proper records showing full particulars of intangibles assets.
- (b) Property, Plant and Equipment have been physically verified by the management during the year and no material discrepancies were identified on such verification.
- (c) There is no immovable property (other than properties where the Company is the lessee and the lease agreements are duly executed in favour of the lessee), held by the Company and accordingly, the requirement to report on clause 3(i)(c) of the Order is not applicable to the Company.
- (d) The Company has not revalued its Property, Plant and Equipment (including Right of use assets) or intangible assets during the year ended March 31, 2023.
- (e) There are no proceedings initiated or are pending against the Company for holding any benami property under the Prohibition of Benami Property Transactions Act, 1988 and rules made thereunder.
- ii. (a) The Company's business does not require maintenance of inventories and, accordingly, the requirement to report on clause 3(ii)(a) of the Order is not applicable to the Company.
- (b) The Company has been sanctioned working capital limits in excess of Rs. five crores in aggregate from banks and financial institutions during the year on the basis of security of current assets of the Company. Based on the records examined by us in the normal course of audit of the financial statements, the quarterly returns/statements filed by the Company with such banks and financial institutions are in agreement with the unaudited books of accounts of the Company.
- iii. (a) During the year the Company has provided advances in the nature of loans to other parties as follows:
(Rs. in lakhs)

	Guarantees	Security	Loans	Advances in nature of loans
Aggregate amount granted/ provided during the year				
- Subsidiaries	-	-	-	-
- Joint Ventures	-	-	-	-
- Associates	-	-	-	-
- Others	-	-	-	3.00
Balance outstanding as at balance sheet date in respect of above cases				
- Subsidiaries	-	-	-	-
- Joint Ventures	-	-	-	-
- Associates	-	-	-	-
- Others	-	-	-	2.41



During the year the Company has not provided loans, stood guarantee or provided security to companies, firms, Limited Liability Partnerships or any other parties. Accordingly, the requirement to report on these is not applicable to the Company.

(b) During the year the terms and conditions of the grant of advances in the nature of loans to other parties are not prejudicial to the Company's interest.

(c) The Company has granted advance in the nature of loans during the year to any other parties where the schedule of repayment of principal and payment of interest has been stipulated and the repayment or receipts are regular.

(d) There are no amounts of advances in the nature of loans granted to any other parties which are overdue for more than ninety days.

(e) There were no loans or advance in the nature of loan granted to any other parties which was fallen due during the year, that have been renewed or extended or fresh loans granted to settle the overdues of existing loans given to the same parties.

(f) The Company has not granted any loans or advances in the nature of loans, either repayable on demand or without specifying any terms or period of repayment to companies, firms, Limited Liability Partnerships or any other parties. Accordingly, the requirement to report on clause 3(iii)(f) of the Order is not applicable to the Company.

iv. There are no loans, investments, guarantees, and security in respect of which provisions of sections 185 and 186 of the Companies Act, 2013 are applicable and accordingly, the requirement to report on clause 3(iv) of the Order is not applicable to the Company.

v. The Company has neither accepted any deposits from the public nor accepted any amounts which are deemed to be deposits within the meaning of sections 73 to 76 of the Companies Act and the rules made thereunder, to the extent applicable. Accordingly, the requirement to report on clause 3(v) of the Order is not applicable to the Company.

vi. The Company is not in the business of sale of any goods or provision of such services as prescribed. Accordingly, the requirement to report on clause 3(vi) of the Order is not applicable to the Company.

vii. (a) The Company is regular in depositing with appropriate authorities undisputed statutory dues including goods and services tax, provident fund, employees' state insurance, income-tax, cess and other statutory dues applicable to it. According to the information and explanations given to us and based on audit procedures performed by us, no undisputed amounts payable in respect of these statutory dues were outstanding, at the year end, for a period of more than six months from the date they became payable. As informed, the provisions of sales Tax, duty of customs, duty of excise and value added tax are currently not applicable to the Company.

(b) The dues of goods and services tax, provident fund, employees' state insurance, income-tax, service tax, cess, and other statutory dues have not been deposited on account of any dispute, are as follows:

Name of the statute	Nature of the dues	Amount (Rs in lakhs)	Period to which the amount relates	Forum where the dispute is pending
Finance Act, 1994	Service Tax Penalty	2,058.82*	July 2012 to September 2014	Customs Excise and Service Tax Appellate Tribunal
Finance Act, 1994	Service Tax	42.70	October 2015 to March 2017	Assistant Commissioner of CGST#
CGST Act, 2017	CGST	20.25*	April 2017 to March 2018	Assistant Commissioner of CGST#



S.R. BATLIBOI & Co. LLP

Chartered Accountants

*Net of duty paid under protest

As represented by the Management, Company has received demand and the Company has appealed at Assistant Commissioner of CGST within the applicable timeline.

As informed, the provisions of sales Tax, duty of customs, duty of excise and value added tax are currently not applicable to the Company.

- viii. The Company has not surrendered or disclosed any transaction, previously unrecorded in the books of account, in the tax assessments under the Income Tax Act, 1961 as income during the year. Accordingly, the requirement to report on clause 3(viii) of the Order is not applicable to the Company.
- ix. (a) The Company did not have any outstanding loans or borrowings or interest thereon due to any lender during the year. Accordingly, the requirement to report on clause ix(a) of the Order is not applicable to the Company.
(b) The Company has not been declared wilful defaulter by any bank or financial institution or government or any government authority.
(c) The Company did not have any term loans outstanding during the year hence, the requirement to report on clause (ix)(c) of the Order is not applicable to the Company.
(d) The Company did not raise any funds during the year hence, the requirement to report on clause (ix)(d) of the Order is not applicable to the Company.
(e) On an overall examination of the financial statements of the Company, the Company has not taken any funds from any entity or person on account of or to meet the obligations of its subsidiaries, associates or joint ventures.
(f) The Company has not raised loans during the year on the pledge of securities held in its subsidiaries, joint ventures or associate companies. Hence, the requirement to report on clause (ix)(f) of the Order is not applicable to the Company.
- x. (a) The Company has not raised any money during the year by way of initial public offer / further public offer (including debt instruments) hence, the requirement to report on clause 3(x)(a) of the Order is not applicable to the Company.
(b) The Company has not made any preferential allotment or private placement of shares /fully or partially or optionally convertible debentures during the year under audit and hence, the requirement to report on clause 3(x)(b) of the Order is not applicable to the Company.
- xi. (a) No fraud by the Company or no fraud on the Company has been noticed or reported during the year.
(b) During the year, no report under sub-section (12) of section 143 of the Companies Act, 2013 has been filed by us in Form ADT - 4 as prescribed under Rule 13 of Companies (Audit and Auditors) Rules, 2014 with the Central Government.
(c) We have taken into consideration the whistle blower complaints received by the Company during the year while determining the nature, timing and extent of audit procedures.
- xii. (a) The Company is not a nidhi Company as per the provisions of the Companies Act, 2013. Therefore, the requirement to report on clause 3(xii)(a) of the Order is not applicable to the Company.
(b) The Company is not a nidhi company as per the provisions of the Companies Act, 2013. Therefore, the requirement to report on clause 3(xii)(b) of the Order is not applicable to the Company.
(c) The Company is not a nidhi company as per the provisions of the Companies Act, 2013. Therefore, the requirement to report on clause 3(xii)(c) of the Order is not applicable to the Company.
- xiii. Transactions with the related parties are in compliance with sections 177 and 188 of Companies Act, 2013 where applicable and the details have been disclosed in the notes to the financial statements, as required by the applicable accounting standards.
- xiv. (a) The Company has an internal audit system commensurate with the size and nature of its business.
(b) The internal audit reports of the Company issued till the date of the audit report, for the period under audit have been considered by us.
- xv. The Company has not entered into any non-cash transactions with its directors or persons connected with its directors and hence requirement to report on clause 3(xv) of the Order is not applicable to the Company.



S.R. BATLIBOI & Co. LLP

Chartered Accountants

- xvi. (a) The provisions of section 45-IA of the Reserve Bank of India Act, 1934 (2 of 1934) are not applicable to the Company. Accordingly, the requirement to report on clause (xvi)(a) of the Order is not applicable to the Company.
(b) The Company is not engaged in any Non-Banking Financial or Housing Finance activities. Accordingly, the requirement to report on clause (xvi)(b) of the Order is not applicable to the Company.
(c) The Company is not a Core Investment Company as defined in the regulations made by Reserve Bank of India. Accordingly, the requirement to report on clause 3(xvi) of the Order is not applicable to the Company.
(d) There is no Core Investment Company as a part of the Group, hence, the requirement to report on clause 3(xvi) of the Order is not applicable to the Company.
- xvii. The Company has not incurred cash losses in the current year and in the immediately preceding financial year respectively.
- xviii. The previous statutory auditors of the Company have resigned during the year and we have taken into consideration the issues, objections or concerns raised by the outgoing auditors.
- xix. On the basis of the financial ratios disclosed in note 57 to the financial statements, ageing and expected dates of realization of financial assets and payment of financial liabilities, other information accompanying the financial statements, our knowledge of the Board of Directors and management plans and based on our examination of the evidence supporting the assumptions, nothing has come to our attention, which causes us to believe that any material uncertainty exists as on the date of the audit report that Company is not capable of meeting its liabilities existing at the date of balance sheet as and when they fall due within a period of one year from the balance sheet date. We, however, state that this is not an assurance as to the future viability of the Company. We further state that our reporting is based on the facts up to the date of the audit report and we neither give any guarantee nor any assurance that all liabilities falling due within a period of one year from the balance sheet date, will get discharged by the Company as and when they fall due.
- xx. (a) There are no unspent amounts that are required to be transferred to a fund specified in Schedule VII of the Companies Act (the Act), in compliance with second proviso to sub section 5 of section 135 of the Act. This matter has been disclosed in note 31 to the financial statements.
(b) There are no unspent amounts in respect of ongoing projects, that are required to be transferred to a special account in compliance of provision of sub section (6) of section 135 of Companies Act. This matter has been disclosed in note 31 to the financial statements.

For S.R. Batliboi & CO. LLP
Chartered Accountants
ICAI Firm Registration Number: 301003E/E300005



per Jitendra H. Ranawat
Partner
Membership Number: 103380

UDIN: 23103380BGXLME7716

Place of Signature: Mumbai
Date: April 17, 2023



S.R. BATLIBOI & Co. LLP

Chartered Accountants

ANNEXURE 2 TO THE INDEPENDENT AUDITOR'S REPORT OF EVEN DATE ON THE FINANCIAL STATEMENTS OF AXIS CAPITAL LIMITED

Report on the Internal Financial Controls under Clause (i) of Sub-section 3 of Section 143 of the Companies Act, 2013 ("the Act")

We have audited the internal financial controls with reference to financial statements of Axis Capital Limited ("the Company") as of March 31, 2023 in conjunction with our audit of the financial statements of the Company for the year ended on that date.

Management's Responsibility for Internal Financial Controls

The Company's Management is responsible for establishing and maintaining internal financial controls based on the internal control over financial reporting criteria established by the Company considering the essential components of internal control stated in the Guidance Note on Audit of Internal Financial Controls Over Financial Reporting issued by the Institute of Chartered Accountants of India ("ICAI"). These responsibilities include the design, implementation and maintenance of adequate internal financial controls that were operating effectively for ensuring the orderly and efficient conduct of its business, including adherence to the Company's policies, the safeguarding of its assets, the prevention and detection of frauds and errors, the accuracy and completeness of the accounting records, and the timely preparation of reliable financial information, as required under the Companies Act, 2013.

Auditor's Responsibility

Our responsibility is to express an opinion on the Company's internal financial controls with reference to these financial statements based on our audit. We conducted our audit in accordance with the Guidance Note on Audit of Internal Financial Controls Over Financial Reporting (the "Guidance Note") and the Standards on Auditing, as specified under section 143(10) of the Act, to the extent applicable to an audit of internal financial controls, both issued by ICAI. Those Standards and the Guidance Note require that we comply with ethical requirements and plan and perform the audit to obtain reasonable assurance about whether adequate internal financial controls with reference to these financial statements was established and maintained and if such controls operated effectively in all material respects.

Our audit involves performing procedures to obtain audit evidence about the adequacy of the internal financial controls with reference to these financial statements and their operating effectiveness. Our audit of internal financial controls with reference to financial statements included obtaining an understanding of internal financial controls with reference to these financial statements, assessing the risk that a material weakness exists, and testing and evaluating the design and operating effectiveness of internal control based on the assessed risk. The procedures selected depend on the auditor's judgement, including the assessment of the risks of material misstatement of the financial statements, whether due to fraud or error.

We believe that the audit evidence we have obtained is sufficient and appropriate to provide a basis for our audit opinion on the Company's internal financial controls with reference to these financial statements.

Meaning of Internal Financial Controls with Reference to these Financial Statements

A company's internal financial controls with reference to financial statements is a process designed to provide reasonable assurance regarding the reliability of financial reporting and the preparation of financial statements for external purposes in accordance with generally accepted accounting principles. A company's internal financial controls with reference to financial statements includes those policies and procedures that (1) pertain to the maintenance of records that, in reasonable detail, accurately and fairly reflect the transactions and dispositions of the assets of the company; (2) provide reasonable assurance that transactions are recorded as necessary to permit preparation of financial statements in accordance with generally accepted accounting principles, and that receipts and expenditures of the company are being made only in accordance with authorisations of management and directors of the company; and (3) provide reasonable assurance regarding prevention or timely detection of unauthorised acquisition, use, or disposition of the company's assets that could have a material effect on the financial statements.

Inherent Limitations of Internal Financial Controls with Reference to Financial Statements

Because of the inherent limitations of internal financial controls with reference to financial statements, including the possibility of collusion or improper management override of controls, material misstatements due to error or fraud may occur and not be detected. Also, projections of any evaluation of the internal financial controls with reference to financial statements to future periods are subject to the risk that the internal financial control with



S.R. BATLIBOI & Co. LLP

Chartered Accountants

reference to financial statements may become inadequate because of changes in conditions, or that the degree of compliance with the policies or procedures may deteriorate.

Opinion

In our opinion, the Company has, in all material respects, adequate internal financial controls with reference to financial statements and such internal financial controls with reference to financial statements were operating effectively as at March 31, 2023, based on the internal control over financial reporting criteria established by the Company considering the essential components of internal control stated in the Guidance Note issued by the ICAI.

For **S.R. Batliboi & Co. LLP**

Chartered Accountants

ICAI Firm Registration Number: 301003E/E300005



per Jitendra H. Ranawat

Partner

Membership Number: 103380

UDIN: 23103380BGXLME7716

Place of Signature: Mumbai

Date: April 17, 2023



AXIS CAPITAL LIMITED

STANDALONE BALANCE SHEET AS AT 31 MARCH 2023

		(₹ In lakhs)	
	Note No.	As at 31 March 2023	As at 31 March 2022
ASSETS			
FINANCIAL ASSETS			
Cash and cash equivalents	3	2,342.30	1,783.28
Bank Balance other than cash & cash equivalents	4	62,619.44	55,927.16
Trade receivables	5	97,923.11	1,19,324.48
Loans	6	2.41	1.82
Investments	7	48,947.46	54,002.57
Other financial assets	8	629.84	650.63
Total financial assets (A)		2,12,464.56	2,31,689.94
NON-FINANCIAL ASSETS			
Inventories	9	-	-
Current tax assets (net)	10	1,111.36	672.57
Deferred tax assets (net)	33	-	-
Property, plant and equipment	11	596.11	631.28
Intangible assets under development	12	49.50	49.50
Other intangible assets	13	72.94	93.15
Other non-financial assets	14	516.62	516.73
Total non-financial assets (B)		2,346.53	1,963.23
Total Assets (A+B)		2,14,811.09	2,33,653.17
LIABILITIES AND EQUITY			
LIABILITIES			
FINANCIAL LIABILITIES			
Payables			
Trade payables			
Due to micro and small enterprises		-	17.26
Due to creditors other than micro and small enterprises		94,981.03	1,15,733.68
Other payables			
Due to micro and small enterprises	16	-	-
Due to creditors other than micro and small enterprises		-	97.54
Borrowings			
Lease liabilities	17a	-	-
Other financial liabilities	17b	83.56	125.42
Other financial liabilities	18	26.90	8.57
Total financial liabilities (A)		95,091.49	1,15,982.47
NON-FINANCIAL LIABILITIES			
Current tax liabilities (net)	19	259.73	112.63
Provisions	20	3,502.79	9,428.16
Deferred tax liabilities (net)	33	6,687.90	8,302.85
Other non-financial liabilities	21	1,758.02	1,597.49
Total non-financial liabilities (B)		12,208.44	19,441.13
EQUITY			
Equity share capital	22	7,350.00	7,350.00
Other equity	23	1,00,161.16	90,879.57
Total Equity (C)		1,07,511.16	98,229.57
Total liabilities and equity (A+B+C)		2,14,811.09	2,33,653.17

Summary of significant accounting policies

2

The accompanying notes are an integral part of the financial statements

As per report of even date

For S. R. Batliboi & Co. LLP

Chartered Accountants

ICAI Firm Registration No. 301003E / E300005

per *H. Ranawat*
per *H. Ranawat*

Partner

Membership No. :- 103380

Place: Mumbai

Date: 17 April 2023



For and on behalf of the Board of Directors

Amitabh Chaudhry
Amitabh Chaudhry

Chairman

DIN No. :- 0531120

Neelesh Baheti
Neelesh Baheti

Chief Financial Officer

Place: Mumbai

Sallil Pitale
Sallil Pitale

Jt. MD and Co-CEO

DIN No. :- 07824248

M. Natirajan
M. Natirajan

Company Secretary

Date: 17 April 2023

Chirag Negandhi
Chirag Negandhi

Jt. MD and Co-CEO

DIN No. :- 06988113



AXIS CAPITAL LIMITED

STANDALONE STATEMENT OF PROFIT AND LOSS FOR THE YEAR ENDED 31 MARCH 2023

(₹ in lakhs)

	Note No.	For the year ended 31 March 2023	For the year ended 31 March 2022
Revenue from operations			
(a) Fees from advisory services and other professional services	24	21,433.49	33,428.37
(b) Brokerage Income	24	22,575.41	18,696.13
(c) Other Operating Income	24	-	-
Total Revenue from Operations (A)		44,008.90	52,124.50
Other income (B)	25	3,549.55	3,309.83
Total Income (A+B) (1)		47,558.45	55,434.34
Finance costs	26	295.98	106.23
Impairment of financial instruments	27	337.64	(41.60)
Employee benefit expense	28	14,109.69	18,642.59
Depreciation and amortization	29	323.78	190.88
Other expenses	30	13,388.80	10,738.01
Total Expenses (2)		28,455.89	29,636.12
Profit before tax (3) = (1-2)		19,102.56	25,798.23
Tax expenses:			
Current tax		5,034.75	6,839.97
Short / (Excess) provision for tax of earlier years		-	-
Deferred Tax		(123.14)	30.30
Total tax expense (4)	32	4,911.61	6,870.26
Profit for the year (5) = (3-4)		14,190.95	18,927.96
Other comprehensive income			
Items not to be reclassified in profit and loss			
Fair value of gratuity through other comprehensive income (net of tax)		(29.34)	(87.27)
Fair valuation gain of investment in equity shares (net of tax)		(5,057.92)	28,033.11
Items to be reclassified in profit and loss			
Fair valuation gain of investment in Axis Structured Credit AIF – Series I (net of tax)		33.84	5.01
Other comprehensive income (6)		(5,053.42)	27,950.85
Total comprehensive income for the year (7) = (5+6)		9,137.53	46,878.82
Earning per equity share:	34		
[Nominal value per share ₹10 (31 March 2022: ₹10)]			
Basic (₹)		19.31	25.75
Diluted (₹)		19.31	25.75
Summary of significant accounting policies	2		

The accompanying notes are an integral part of the financial statements

As per report of even date
For S. R. Batliboi & Co. LLP
Chartered Accountants
ICAI Firm Registration No. 301003E / E300005

per *Titendra H. Ranawat*
Partner
Membership No. :- 103380

Place: Mumbai
Date: 17 April 2023

For and on behalf of the Board of Directors

Amitabh Chaudhry
Amitabh Chaudhry
Chairman
DIN No. :- 0531120

Neelesh Baheti
Neelesh Baheti
Chief Financial Officer

Place: Mumbai

Salil Pitale
Salil Pitale
Jt. MD and Co-CEO
DIN No. :- 07824218

M. Natarajan
M. Natarajan
Company Secretary

Date: 17 April 2023

Chirag Negandhi
Chirag Negandhi
Jt. MD and Co-CEO
DIN No. :- 06988113



STANDALONE CASH FLOW STATEMENT FOR THE YEAR ENDED 31 MARCH 2023

Particulars	(₹ In lakhs)	
	Year ended 31 March 2023	Year ended 31 March 2022
A) Cash flows from operating activities		
Profit before taxes	19,102.55	25,798.24
Non cash & non operating adjustments:		
Net gain on fair value instruments at fair value through profit or loss	(436.75)	(557.85)
Interest Income on deposit with banks	(2,790.31)	(2,294.46)
Interest on alternative investment fund	(82.42)	-
Interest income on staff loan and deposits	(1.01)	(2.26)
Interest on overdraft	35.16	36.58
Dividend income	-	-
Bank guarantee commission	237.47	-
Interest on lease payment	7.10	4.03
Interest on income tax expenses	16.25	5.03
Reversal of liability no longer required	(224.50)	(54.77)
Depreciation and amortisation	323.80	190.88
Unrealised foreign exchange (gain)/loss	0.07	1.88
Provision for bad and doubtful debts	611.46	200.25
Bad debts and sundry balances written off	0.01	-
Reversal of provision of doubtful debts	(302.94)	(241.85)
Provision for doubtful TDS credit	29.11	-
Fair valuation of share based payments to employees	144.07	1,414.65
Loss on fair value of deposits	0.53	2.48
Loss / (profit) on sale of fixed assets	0.61	(0.89)
Operating profit/(loss) before working capital changes	16,670.26	24,501.92
Movement in working capital:		
Decrease / (increase) in trade receivables	21,092.74	(33,305.44)
Decrease / (increase) in loans	(0.37)	2.85
Decrease / (increase) in other financial assets	21.05	(249.09)
Decrease / (increase) in other non-financial assets	0.11	(325.61)
Increase / (decrease) in trade payables	(20,547.69)	36,255.46
Increase / (decrease) in lease liabilities	(41.86)	87.02
Increase / (decrease) in Others financial liabilities	18.32	(67.34)
Increase / (decrease) in provisions	(5,952.43)	2,774.15
Increase / (decrease) in others non-financial liabilities	160.53	(1,363.23)
Cash generated from operations	11,420.66	28,310.68
Direct taxes paid (net of refund)	(5,371.79)	(7,386.38)
Net cash from operating activities	6,048.87	20,924.30
B) Cash flow from investing activities		
Purchase of fixed assets including intangible assets under development	(366.56)	(657.93)
Proceeds from sale of fixed assets	-	0.89
Purchase of investments	(1,05,700.32)	(95,113.03)
Sale of investments	1,04,676.30	90,613.22
Investment in bank fixed deposit	(61,449.94)	(64,471.02)
Redemption of bank fixed deposit	53,918.16	41,107.85
Interest Income on deposit with banks	3,629.81	2,182.59
Interest on alternative investment fund	82.42	-
Dividend income	-	-
Net cash used in Investing activities	(5,210.13)	(26,337.42)
C) Cash flows from financing activities		
Equity dividend paid	-	(1,984.50)
Interest on lease payment	(7.10)	(4.03)
Interest on overdraft paid	(35.16)	(36.58)
Bank guarantee commission	(237.47)	-
Net cash used in financing activities	(279.73)	(2,025.10)
Net increase in cash and cash equivalents (A+B+C)	559.01	(7,438.22)
Cash and cash equivalents at the beginning of the year	1,783.29	9,221.50
Cash and cash equivalents at the end of the year	2,342.30	1,783.29
Components of cash and cash equivalents		
Cash in hand	0.59	0.67
Balances with banks:		
-On current accounts	2,341.71	1,782.61
Total	2,342.30	1,783.29

Note: The above Cash Flow Statement has been prepared under the indirect method as set out in Ind AS 7 - Cash Flow Statement.

The accompanying notes are an integral part of the financial statements.

As per report of even date
For S. R. Batliboi & Co. LLP
Chartered Accountants
ICAI Firm Registration No. 301003E / E300005

per Jitendra H. Ranawat
Partner
Membership No. :- 103380

Place: Mumbai
Date: 17 April 2023



For and on behalf of the Board of Directors

Amitabh Chaudhry
Chairman
DIN No. :- 0531120

Neelesh Baheti
Chief Financial Officer

Place: Mumbai

Salil Pitale
Jt. MD and Co-CEO
DIN No. :- 07824218

M. Natarajan
Company Secretary

Date: 17 April 2023

Chirag Negandhi
Jt. MD and Co-CEO
DIN No. :- 06988113



AXIS CAPITAL LIMITED

Standalone Statement of Changes in equity for the year ended 31 March 2023

A. Equity share capital

(₹ In lakhs)

Particulars	Balance at the beginning of the year	Changes in equity share capital during the year	Balance at the end of the year
Equity shares of ₹10 each fully paid up			
As on 31 March 2022	7,350.00	-	7,350.00
As on 31 March 2023	7,350.00	-	7,350.00

B. Other equity

(₹ in lakhs)

Particulars	Reserves & Surplus		Other comprehensive income		Contribution from Shareholders	Total
	General Reserve	Retained earnings	Debt instruments through FVOCI	Equity Instruments through FVOCI		
Opening balance as on 01 April 2021	1,292.37	37,155.06	-	-	6,123.17	44,570.60
Total Comprehensive Income for the period	-	18,927.97	-	-	-	18,927.97
Remeasurement gains on employee benefits	-	(87.27)	-	-	-	(87.27)
Fair valuation gain of investment in Axis Structured Credit AIF – Series I (net of tax)	-	-	5.01	-	-	5.01
Fair valuation gain of investment in equity shares (net of tax)	-	-	-	28,033.11	-	28,033.11
Dividend paid	-	(1,984.50)	-	-	-	(1,984.50)
Share based payments to employees - capital contribution	-	-	-	-	1,414.65	1,414.65
Changes during the year	-	16,856.20	5.01	28,033.11	1,414.65	46,308.97
Closing balance as on 31 March 2022	1,292.37	54,011.26	5.01	28,033.11	7,537.82	90,879.57
Opening balance as on 01 April 2022	1,292.37	54,011.26	5.01	28,033.11	7,537.82	90,879.57
Total Comprehensive Income for the period	-	14,190.94	-	-	-	14,190.94
Remeasurement gains on employee benefits	-	(29.34)	-	-	-	(29.34)
Fair valuation gain of investment in Axis Structured Credit AIF – Series I (net of tax)	-	-	33.84	-	-	33.84
Fair valuation gain of investment in equity shares (net of tax)	-	-	-	(5,057.92)	-	(5,057.92)
Dividend paid	-	-	-	-	-	-
Share based payments to employees - capital contribution	-	-	-	-	144.07	144.07
Changes during the year	-	14,161.60	33.84	(5,057.92)	144.07	9,281.59
Closing balance as on 31 March 2023	1,292.37	68,172.86	38.85	22,975.20	7,681.88	1,00,161.16

As per report of even date
For S. R. Batliboi & Co. LLP
Chartered Accountants

ICAI Firm Registration No. 301003E / E300005

[Signature]

per Jitendra H. Ranawat
Partner
Membership No. :- 103380

Place: Mumbai
Date: 17 April 2023

For and on behalf of the Board of Directors

[Signature]

Amitabh Chaudhry
Chairman
DIN No. :- 0531120

[Signature]
Neelesh Baheti
Chief Financial Officer

Place: Mumbai

[Signature]
Salil Pitale
Jt. MD and Co-CEO
DIN No. :- 07824218

[Signature]
M. Natarajan
Company Secretary

Date: 17 April 2023

[Signature]

Chirag Negandhi
Jt. MD and Co-CEO
DIN No. :- 06988113



AXIS CAPITAL LIMITED

Notes to standalone financial statements for the year ended March 31, 2023

1. Corporate Information

Axis Capital Limited ('the Company') was incorporated on December 06, 2005. It is a public company domiciled in India. The Company is a wholly owned subsidiary of Axis Bank Limited ('the Bank').

The Company was engaged in the business of marketing of retail assets products of third party and providing resource management and online retail broking initially. Certain financial services businesses undertaken by Enam Securities Private Limited ('ESPL') was acquired by the Bank by way of demerger and immediately upon completion of the demerger, a simultaneous sale of the financial services businesses was undertaken by the Bank to the Company for a cash consideration from with effect from 1st April 2010.

The Company demerged its business of resources management and marketing of third party financial products and retail broking under the going concern basis to Axis Securities Limited ('ASL') with effect from 20 October 2012.

The Company is in the business of institutional broking, investment banking and distribution of financial products.

2. Basis of preparation

A. Statement of Compliance

The standalone financial statements of the Company have been prepared in accordance with Indian Accounting Standards (Ind AS) notified under the Companies (Indian Accounting Standards) Rules, 2015 read with the Companies (Indian Accounting Standards) Rules, 2015 and other relevant provisions of the Act, and other relevant provisions of the Act as amended from time to time

B. Functional and Presentation Currency

The financial statements are presented in Indian Rupees (₹) which is also the Company's functional currency. All the amounts are rounded to the nearest lakhs with two decimals, except when otherwise indicated.

C. Basis of Measurement

The standalone financial statements have been prepared in accordance with Indian Accounting Standards ('Ind AS') notified under Section 133 of the Companies Act, 2013 read with the Companies (Indian Accounting Standards) Rules, 2015 and other relevant provisions of the Act, as amended from time to time.

The standalone financial statements have been prepared on a historical cost basis, except for fair value through other comprehensive income (FVOCI) instruments, derivative financial instruments, shared pabsed payments, other financial assets held for trading and financial assets and liabilities designated at fair value through profit or loss (FVTPL), all of which have been measured at fair value.

Accounting policies have been consistently applied except where newly issued accounting standard is adopted during the current year or a revision to an existing accounting standard requires a change in the accounting policy hitherto in use.



AXIS CAPITAL LIMITED

Notes to standalone financial statements for the year ended March 31, 2023

D. Use of Estimates and Judgements

The preparation of financial statements in accordance with Ind AS requires use of judgements, estimates and assumptions for some items, which might have an effect on their recognition and measurement in the balance sheet and statement of profit and loss. The actual amounts realized may differ from these estimates. The estimates and the underlying assumptions are reviewed on an ongoing basis. Revisions to accounting recognized in the period in which the estimates is revised if the revision affects only that period, or in the period of the revision and future periods of the revision affects both current and future periods.

The followings are the critical judgements and estimations that have been made by the management in the process of applying the company's accounting policies and that have the most significant effect on the amounts recognized in the financial statements and / or key source of estimation uncertainty at the end of the reporting period that may have a significant risk of causing a material adjustments to the carrying amounts of assets and liabilities within the next financial year.:

a. Determination of estimated useful lives of property, plant and equipment

Useful lives of property, plant and equipment are based on nature of the asset, the estimated usage of the asset, the operating conditions of the asset, past history of replacement, anticipated technological changes and maintenance support.

b. Recognition and Measurement of defined benefit obligations

The obligation arising from defined benefit plan is determined on the basis of actuarial valuation. Key actuarial assumptions which form the basis of above valuation includes discount rate, trends in salary escalation, demographics and life expectancy. The discount rate is determined by reference to market yields at the end of the reporting period on government bonds. The period to maturity of the underlying bonds correspond to the probable maturity of the post-employment benefit obligations. Further details are disclosed in Note 39.

c. Recognition and measurement of provisions and contingencies

The recognition and measurement of provisions are based on the assessment of the probability of an outflow of resources, and on past experience and circumstances known at the reporting date. The actual outflow of resources at a future date may therefore, vary from the amount included in other provisions.

d. Fair value of financial instruments

The fair value of financial instruments is the price that would be received to sell an asset or paid to transfer a liability in an orderly transaction in the principal (or most advantageous) market at the measurement date under current market conditions (i.e., an exit price) regardless of whether that price is directly observable or estimated using another valuation technique.

When the fair values of financial assets and financial liabilities recorded in the balance sheet cannot be derived from active markets, they are determined using a variety of valuation techniques that include the use of valuation models. The inputs to these models are taken from observable markets where possible, but where this is not feasible, estimation is required in establishing fair values (Refer note 49) about determination of fair value. For recognition of impairment loss on other financial assets and risk exposures, the company determines whether there has been a significant increase in the credit risk since initial recognition. If credit risk has not increased significantly, 12-month expected credit loss (ECL) is used to provide for impairment loss.



AXIS CAPITAL LIMITED

Notes to standalone financial statements for the year ended March 31, 2023

e. Impairment of financial assets

The Company recognizes loss allowances for expected credit losses on its financial assets measured at amortized cost. At each reporting date, the Company assesses whether the above financial assets are credit-impaired. A financial asset is 'credit-impaired' when one or more events that have a detrimental impact on the estimated future cash flows of the financial asset have occurred. The Company follows 'simplified approach' for recognition of impairment loss allowance on trade receivables. Under this approach the Company does not track changes in credit risk but recognizes impairment loss allowance based on lifetime ECL approach at each reporting date.

f. Recoverable amount for impairment of non-financial assets

Company reviews at each balance sheet date the carrying amounts of its property, plant and equipment and intangible assets to determine whether there is any indication that those assets have suffered an impairment loss. Impairment exists when the carrying value of an asset or cash generating unit (CGU) exceeds its recoverable amount, which is the higher of its fair value less costs of disposal and its value in use. The fair value less costs of disposal calculation is based on available data from binding sales transactions, conducted at arm's length, for similar assets or observable market prices less incremental costs of disposing of the asset. The value in use calculation is based on a discounted cash flow model. The cash flows are derived from the budget and do not include restructuring activities that the Company is not yet committed to or significant future investments that will enhance the performance of the assets of the CGU being tested. The recoverable amount is sensitive to the discount rate used for the discounted cash flow model as well as the expected future cash-inflows and the growth rate used for extrapolation purposes.

E. Standards issued but not effective:

Ministry of Corporate Affairs ("MCA") notifies new standards or amendments to the existing standards under Companies (Indian Accounting Standards) Rules as issued from time to time. On 31 March 2023, MCA amended the Companies (Indian Accounting Standards) Amendment Rules, 2023, as below:

Ind AS 1 - Presentation of Financial Statements - This amendment requires the entities to disclose their material accounting policies rather than their significant accounting policies. The effective date for adoption of this amendment is annual periods beginning on or after 01 April 2023. The Company has evaluated the amendment and the impact of the amendment is insignificant in the Company's financial statements.

Ind AS 8 - Accounting Policies, Changes in Accounting Estimates and Errors - This amendment has introduced a definition of accounting estimates' and included amendments to Ind AS 8 to help entities distinguish changes in accounting policies from changes in accounting estimates. The effective date for adoption of this amendment is annual periods beginning on or after 01 April 2023. The Company has evaluated the amendment and there is no impact on its financial statements.

Ind AS 12 - Income Taxes - This amendment has narrowed the scope of the initial recognition exemption so that it does not apply to transactions that give rise to equal and offsetting temporary differences. The effective date for adoption of this amendment is annual periods beginning on or after 01 April 2023. The Company has evaluated the amendment and there is no impact on its financial statement.

F. Significant Accounting Policies



AXIS CAPITAL LIMITED

Notes to standalone financial statements for the year ended March 31, 2023

A summary of the significant accounting policies applied in the preparation of the financial statements is as given below. These accounting policies have been applied consistently to all the periods presented in the financial statements.

a. Property, Plant and Equipment

Property, plant and equipment (PPE) is recognised when it is probable that future economic benefits associated with the item will flow to the Company and the cost of the item can be measured reliably. Property, plant and equipment are stated at cost net of tax/duty credits availed, if any, less accumulated depreciation and accumulated impairment losses, if any. The cost comprises purchase price, directly attributable cost of bringing the asset to its working condition for management's intended use and initial estimate of decommissioning, restoring and similar liabilities. Any trade discounts and rebates are deducted in arriving at the purchase price.

Subsequent expenditure related to an item of tangible asset are added to its gross value only if it increases the future benefits of the existing asset, beyond its previously assessed standards of performance and cost can be measured reliably. Other repairs and maintenance costs are expensed off as and when incurred.

An item of property, plant and equipment and any significant part initially recognised is derecognised upon disposal or when no future economic benefits are expected from the continued use of the asset. Any gain or loss arising on derecognition of the asset is determined as the difference between the net disposal proceeds and the carrying amount of the asset) is included in the Statement of Profit or Loss when the asset is derecognised. The date of disposal of an item of property, plant and equipment is the date the recipient obtains control of that item in accordance with the requirements for determining when a performance obligation is satisfied in Ind AS 115

The Company identifies and determines cost of each component/ part of the asset separately, if the component/ part has a cost which is significant to the total cost of the asset and has useful life that is materially different from that of the remaining asset.

b. Depreciation on plant, property and equipment

Depreciation is calculated using the straight-line method to write down the cost of property and equipment to their residual values over their estimated useful lives which is in line with the estimated useful life as specified in Schedule II of the Companies Act, 2013 except for vehicles and office equipments.

The estimated useful lives are as follows:

	Useful lives estimated by the management (years)	Useful Life as per prescribed in Schedule II of the Act (years)
Computers	3	3
Furniture and fixtures	10	10
Office equipment	2 – 10	5
Vehicles	4	10

The management has estimated, the useful lives of the following classes of assets.

- The useful lives of certain office equipment are estimated as 2 to 10 years.
- Furniture and fixtures and vehicles are depreciated over the estimated useful lives of 10 years and 4 years respectively.



AXIS CAPITAL LIMITED

Notes to standalone financial statements for the year ended March 31, 2023

The residual values, useful lives and methods of depreciation of property, plant and equipment are reviewed at each financial year end and any changes in estimate accounted for on a prospective basis.

c. Intangible assets

An intangible asset is recognised only when its cost can be measured reliably and it is probable that the expected future economic benefits that are attributable to it will flow to the Company.

Intangible assets acquired separately are measured on initial recognition at cost. Intangible assets are stated at original cost net of tax/duty credits availed, if any, less accumulated amortisation and cumulative impairment. The cost of an intangible asset comprises its purchase price and any directly attributable expenditure on making the asset ready for its intended use and net of any trade discounts and rebates.

Intangible assets not ready for the intended use on the date of Balance Sheet are disclosed as "Intangible assets under development".

Development expenditure on software is capitalized as part of the cost of the resulting intangible asset only if the expenditure can be measured reliably, the product or process is technically and commercially feasible, future economic benefits are probable, and the Company intends to and has sufficient resources to complete development and to use or sell the asset. Otherwise it is recognized in the statement of profit and loss.

The useful lives of intangible assets are assessed to be either finite or indefinite. Intangible assets with finite lives are amortised over the useful economic life. The amortisation period and the amortisation method for an intangible asset with a finite useful life are reviewed at least at each financial year-end. Changes in the expected useful life, or the expected pattern of consumption of future economic benefits embodied in the asset, are accounted for by changing the amortisation period or methodology, as appropriate, which are then treated as changes in accounting estimates. The amortisation expense on intangible assets with finite lives is presented as a separate line item in the statement of profit and loss. Amortisation on assets acquired/sold during the year is recognised on a pro-rata basis to the Statement of Profit and Loss from / upto the date of acquisition/sale..

Amortisation is calculated using the straight-line method to write down the cost of intangible assets to their residual values over their estimated useful lives. The Company's intangible assets consist of computer software with definite life.

Gains or losses arising from derecognition of an intangible asset are measured as the difference between the net disposal proceeds and the carrying amount of the asset and are recognized in the statement of profit and loss when the asset is derecognized.

A summary of amortisation policies applied to the Company's intangible assets is as below:

	Rates (SLM)
Computer software and website	20%

d. Impairment of property, plant and equipment and intangible assets

The Company reviews at each balance sheet date the carrying amounts of its property, plant and equipment and intangible assets to determine whether there is any indication that those assets have suffered an impairment loss. If any such impairment indication exists, the Company estimates the recoverable amount (i.e. the higher of the



AXIS CAPITAL LIMITED

Notes to standalone financial statements for the year ended March 31, 2023

assets' net selling price and value in use) of the asset of cash generating unit to which the asset belongs to. If such recoverable amount of asset or recoverable amount of cash generating unit to which the asset belongs to, is less than its carrying amount, the carrying amount is reduced to its recoverable amount. The reduction is treated as an impairment loss and is recognized in the Statement of Profit and Loss. If at balance sheet date there is an indication that a previously assessed impaired loss no longer exists, the recoverable amount is reassessed and the asset is reflected at the recoverable amount subject to a maximum of depreciable historical cost.

e. Revenue recognition

Revenue (other than for those items to which Ind AS 109 'Financial Instruments' are applicable) is measured at fair value of the consideration received or receivable. Ind AS 115 Revenue from contracts with customers outlines a single comprehensive model of accounting for revenue arising from contracts with customers.

The Company recognises revenue from contracts with customers based on a five step model as set out in Ind 115:

Step 1: Identify contract(s) with a customer: A contract is defined as an agreement between two or more parties that creates enforceable rights and obligations and sets out the criteria for every contract that must be met.

Step 2: Identify performance obligations in the contract: A performance obligation is a promise in a contract with a customer to transfer a good or service to the customer.

Step 3: Determine the transaction price: The transaction price is the amount of consideration to which the Company expects to be entitled in exchange for transferring promised goods or services to a customer, excluding amounts collected on behalf of third parties.

Step 4: Allocate the transaction price to the performance obligations in the contract: For a contract that has more than one performance obligation, the Company allocates the transaction price to each performance obligation in an amount that depicts the amount of consideration to which the Company expects to be entitled in exchange for satisfying each performance obligation.

Step 5: Recognise revenue when (or as) the Company satisfies a performance obligation.

The Company recognises revenue from the following sources:

Brokerage –

- i. Brokerage income in relation to stock broking activity is recognized as per contracted rates at the execution of transactions on behalf of the customers on a trade date basis.
- ii. Gains/losses on dealing in securities are recognized on a trade date basis.

Investment Banking –

- i. Revenue from issue management and financial advisory services is recognized based on the stage of completion of performance obligations and terms of agreement with the client.
- ii. Revenue from underwriting commission is recognised over a period of satisfaction of performance obligation.
- iii. Selling commissions/brokerage generated from primary market operations i.e. procuring subscriptions from investors for public offerings of companies, mutual funds, etc. are recorded on determination of the amount due to the Company, once the allotment of securities are completed.



AXIS CAPITAL LIMITED

Notes to standalone financial statements for the year ended March 31, 2023

iv. Revenue associated with these remaining performance obligations typically depends on the occurrence of future events or underlying asset values and is not recognized until the outcome of those events or values are known. In case of contracts, which have a component of success fee or variable fee, the same is considered in the transaction price when the uncertainty regarding the consideration is resolved.

Interest and dividend –

- i. Interest income on financial assets carried at amortized cost is recognized on an accrual basis using effective interest rate (EIR) method. Interest revenue is by applying effective interest rate on the gross carrying amount of financial assets in Stage 1 and Stage 2. Interest revenue on financial assets in Stage 3 is calculated by applying the effective interest rate to the amortised cost (net of provision) rather than the gross carrying amount.
- ii. Dividend income is recognized when the Company's right to receive dividend has been established.

f. Investments in subsidiaries

The investments in subsidiaries are carried in these financial statements at cost. Where the carrying amount of an investment is greater than its estimated recoverable amount, it is written down immediately to its recoverable amount and the difference is transferred to the Statement of Profit and Loss. On disposal of investment, the difference between the net disposal proceeds and the carrying amount is charged or credited to the Statement of Profit and Loss.

g. Leases

The determination of whether an arrangement is a lease, or contains a lease, is based on the substance of the arrangement and requires an assessment of whether the fulfilment of the arrangement is dependent on the use of a specific asset or assets or whether the arrangement conveys a right to use the asset. A contract is, or contains, a lease if the contract conveys the right to control the use of an identified asset for a period of time in exchange for consideration. The Company evaluates each contract or arrangement, whether it qualifies as lease as defined under Ind AS 116.

As a Lessee

The Company recognises a right-of-use asset and a lease liability at the lease commencement date. The right-of-use asset is initially measured at cost, which comprises the initial amount of the lease liability adjusted for any lease payments made at or before the commencement date, plus any initial direct costs incurred and an estimate of costs to dismantle and remove the underlying asset or to restore the underlying asset or the site on which it is located, less any lease incentives received.

The right-of-use asset is subsequently depreciated using the straight-line method from the commencement date to the earlier of the end of the useful life of the right-of-use asset or the end of the lease term. In addition, the right-of-use asset is periodically reduced by impairment losses, if any, and adjusted for certain re-measurements of the lease liability.

The lease liability is initially measured at the present value of the lease payments that are not paid at the commencement date, discounted using the interest rate implicit in the lease or, if that rate cannot be readily determined, then Company's incremental borrowing rate is used. Generally, the company uses its incremental borrowing rate as the discount rate.

Lease payments included in the measurement of the lease liability comprise the following:

- Fixed payments, including in-substance fixed payments;



AXIS CAPITAL LIMITED

Notes to standalone financial statements for the year ended March 31, 2023

- Variable lease payments that depend on an index or a rate, initially measured using the index or rate as at the commencement date;
- Amounts expected to be payable under a residual value guarantee; and
- The exercise price under a purchase option that the company is reasonably certain to exercise, lease payments in an optional renewal period if the company is reasonably certain to exercise an extension option, and penalties for early termination of a lease unless the company is reasonably certain not to terminate early.

The lease liability is measured at amortised cost using the effective interest method. It is remeasured when there is a change in future lease payments arising from a change in an index or rate, if there is a change in the Company's estimate of the amount expected to be payable under a residual value guarantee, or if Company changes its assessment of whether it will exercise a purchase, extension or termination option. When the lease liability is remeasured in this way, a corresponding adjustment is made to the carrying amount of the right-of-use asset, or is recorded in profit or loss if the carrying amount of the right-of-use asset has been reduced to zero.

The Company presents right-of-use assets that do not meet the definition of investment property and hence disclosed in 'property, plant and equipment' and lease liabilities in 'Borrowings' in the statement of financial position.

On application of Ind AS 116, the nature of expenses has changed from lease rent in previous periods to depreciation cost for the right-to-use asset, and finance cost for interest accrued on lease liability.

Short-term leases and leases of low-value assets

The Company has elected not to recognise right-of-use assets and lease liabilities for leases of real estate properties that are having non-cancellable lease term of less than 12 months. The Company recognises the lease payments associated with these leases as an expense on a straight-line basis over the lease term.

h. Financial Instruments

Recognition of Financial Instruments

Financial instruments comprise of financial assets and financial liabilities. Financial assets and liabilities are recognized when the Company becomes the party to the contractual provisions of the instruments. Financial assets primarily comprise of loans and advances, investments and other deposits, trade receivables and cash and cash equivalents. Financial liabilities primarily comprise of borrowings and trade payables.

Initial Recognition of Financial Instruments

Financial assets and financial liabilities are initially measured at fair value. Transaction costs that are directly attributable to the acquisition or issue of financial assets and financial liabilities (other than financial assets and financial liabilities at fair value through Statement of Profit and Loss (FVTPL)) are added to deducted from the fair value of the financial assets or financial liabilities, as appropriate, on initial recognition. Transaction costs and revenues directly attributable to the acquisition of financial assets or financial liabilities at FVTPL are recognised immediately in Statement of Profit and Loss. Trade receivable that do not contain a significant financing component are measured at transaction price.



AXIS CAPITAL LIMITED

Notes to standalone financial statements for the year ended March 31, 2023

1. Financial Assets

Subsequent Measurement of Financial Assets

For subsequent recognition, financial assets are subsequently measured, financial assets are categorised into:

i. Amortised Cost:

The Company classifies the financial assets at amortised cost if the contractual terms that give rise to cash flows on specified dates, that represent solely payments of principal and interest on the principal amount outstanding and the assets are held under a business model to collect contractual cash flows.

The gains and losses resulting from fluctuations in fair value are not recognised for financial assets classified in amortised cost measurement category. These are initially recognised at fair value plus directly attributable transaction costs and subsequently measured at amortised cost.

ii. Fair value through Other Comprehensive Income (FVOCI):

The Company classifies the financial assets at FVOCI if the contractual terms that give rise to cash flows on specified dates, that represent solely payments of principal and interest on the principal amount outstanding and the Company's business model is achieved by both collecting contractual cash flow and selling financial assets.

These debt instruments are initially recognised at fair value plus directly attributable transaction costs and subsequently measured at fair value. Changes in fair value are recognised in other comprehensive income with a separate component of equity. The impairment gains or losses, foreign exchange gains or losses and interest calculated using the effective interest method are recognised in profit or loss. On de-recognition, the cumulative gain or loss previously recognised in other comprehensive income is reclassified from equity to the statement of profit and loss as a reclassification adjustment.

In case of equity instruments irrevocably designated at FVOCI, gains / losses including relating to foreign exchange, are recognised through other comprehensive income. Further, cumulative gains or losses previously recognised in other comprehensive income remain permanently in equity and are not subsequently transferred to profit or loss on derecognition. Dividends on such investments are recognised in profit or loss.

iii. Fair Value through Profit and Loss Account (FVTPL)

The financial assets are classified as FVTPL if these do not meet the criteria for classifying at amortised cost or FVOCI. Further, in certain cases to eliminate or significantly reduce a measurement or recognition inconsistency (accounting mismatch), the Company irrevocably designates certain financial instruments at FVTPL at initial recognition.

Financial instruments held at fair value through profit or loss are initially recognised at fair value, with transaction costs recognised in the statement of profit and loss as incurred. Subsequently, they are measured at fair value and any gains or losses are recognised in the statement of profit and loss as they arise.

Fair value is the price that would be received to sell an asset or paid to transfer a liability in an orderly transaction between market participants at the measurement date. The fair value measurement is based on the presumption that the transaction to sell the asset or transfer the liability takes place either:

- In the principal market for the asset or liability, or



AXIS CAPITAL LIMITED

Notes to standalone financial statements for the year ended March 31, 2023

- In the absence of a principal market,
in the most advantageous market for the asset or liability.

The principal or the most advantageous market must be accessible by the Company.

The fair value of an asset or a liability is measured using the assumptions that market participants would use when pricing the asset or liability, assuming that market participants act in their economic best interest. A fair value measurement of a non financial asset takes into account a market participant's ability to generate economic benefits by using the asset in its highest and best use or by selling it to another market participant that would use the asset in its highest and best use.

In order to show how fair values have been derived, financial instruments are classified based on a hierarchy of valuation techniques, as summarised below:

Level 1: inputs are quoted prices (unadjusted) in active market for identical assets or liabilities that the Company can access at measurement date.

Level 2: inputs are inputs, other than quoted prices included in Level 1 that are observable for the asset or liability, either directly (e.g. as prices) or indirectly (e.g. derived from the prices).

Level 3: inputs are inputs for the current assets or liability that are not based on observable market data (unobservable inputs).

Derecognition

A financial asset (or, where applicable, a part of a financial asset or part of a group of similar financial assets) is primarily derecognized (i.e. removed from the Company's statement of financial position) when:

- i) The rights to receive cash flows from the asset have expired, or
- ii) The Company has transferred its rights to receive cash flows from the asset or has assumed an obligation to pay the received cash flows in full without material delay to a third party under a "pass-through" arrangement and either;
 - a. the Company has transferred substantially all the risks and rewards of the asset, or
 - b. the Company has neither transferred nor retained substantially all the risks and rewards of the asset, but has transferred control of the asset.

2. Financial Liabilities and Equity Instruments

Subsequent measurement of Financial liabilities

The Company's financial liabilities include trade and other payables, loans and borrowings including bank overdrafts, financial guarantee contracts.

This is dependent upon the classification thereof as under:

- (i) At Amortised Cost
- (ii) At Fair value through Profit & loss Account

Financial liabilities are carried at amortised cost using the effective interest rate method. For trade and other payables the carrying amount approximates the fair value due to short maturity of these instruments.



AXIS CAPITAL LIMITED

Notes to standalone financial statements for the year ended March 31, 2023

Borrowings

After initial recognition, interest-bearing loans and borrowings are subsequently measured at amortized cost using the EIR method. Gains and losses are recognized in profit or loss when the liabilities are derecognized as well as through the EIR amortization process. Amortized cost is calculated by taking into account any discount or premium on acquisition and fees or costs that are an integral part of the EIR. The EIR amortization is included as finance costs in the statement of profit and loss.

Equity Instruments

An equity instrument is any contract that evidences a residual interest in the assets of an entity in accordance with the substance of the contractual arrangements. These are recognized at the amount of the proceeds received, net of direct issue costs.

Derecognition

A financial liability is derecognized when the obligation under the liability is discharged or cancelled or expires. When an existing financial liability is replaced by another from the same lender on substantially different terms, or the terms of an existing liability are substantially modified, such an exchange or modification is treated as the Derecognition of the original liability and the recognition of a new liability. The difference in the respective carrying amounts is recognized in the statement of profit or loss.

Offsetting of Financial Instruments

Financial assets and financial liabilities are offsetted and the net amount is reported in the Balance Sheet if there is a currently enforceable legal right to offset the recognized amounts and there is an intention to settle on a net basis, to realise an asset and settle the liabilities simultaneously.

i. Impairment of Financial Asset:

The Company applies the expected credit loss (ECL) model for measurement and recognition of impairment loss allowance on the following financial assets and credit risk exposures:

- Financial assets at amortized cost
- Financial guarantee contracts.

The Company follows 'simplified approach' for recognition of impairment loss allowance on trade receivables. Under this approach the company does not track changes in credit risk but recognizes impairment loss allowance based on lifetime ECLs at each reporting date. For this purpose the Company uses a provision matrix to determine the impairment loss allowance on the portfolio of trade receivables.

For recognition of impairment loss allowance on other financial assets and risk exposures, the Company determines whether there has been a significant increase in the credit risk since initial recognition. If credit risk has not increased significantly, 12-month expected credit loss (ECL) is used to provide for impairment loss. However, if credit risk has increased significantly, lifetime ECL approach is used. If, in a subsequent period, credit quality of the instrument improves such that there is no longer a significant increase in credit risk since initial recognition, then the Company reverts to recognizing impairment loss allowance based on 12-month ECL.



AXIS CAPITAL LIMITED

Notes to standalone financial statements for the year ended March 31, 2023

For assessing increase in credit risk and impairment loss, the Company combines financial instruments on the basis of shared credit risk characteristics with the objective of facilitating an analysis that is designed to enable significant increases in credit risk to be identified on a timely basis.

ECL is the difference between all contractual cash flows that are due to the Company in accordance with the contract and all the cash flows that the entity expects to receive (i.e., all cash shortfalls), discounted at the original EIR. The ECL impairment loss allowance (or reversal) recognized during the period in the statement of profit and loss and the cumulative loss is reduced from the carrying amount of the asset until it meets the write off criteria, which is generally when no cash flows are expected to be realised from the asset.

j. Retirement and other employee benefits

Retirement benefit in the form of provident fund is a defined contribution scheme. The Company has no obligation, other than the contribution payable to the provident fund. The Company recognizes contribution payable to the provident fund scheme as expenditure, when an employee renders the related service.

Defined benefit plans

The liabilities under the Payment of Gratuity Act, 1972 are recorded on the basis of actuarial valuation certificate provided by the actuary using Projected Unit Credit Method.

The calculation of defined benefit obligations is performed annually by a qualified actuary using the projected unit credit method. When the calculation results in a potential asset for the Company, the recognised asset is limited to the present value of economic benefits available in the form of any future refunds from the plan or reductions in future contributions to the plan. To calculate the present value of economic benefits, consideration is given to any applicable minimum funding requirements.

Any changes in the liabilities over the year due to changes in actuarial assumptions or experience adjustments within the plans, are recognised immediately in 'Other comprehensive income' and subsequently not reclassified to the Statement of Profit and Loss. Net interest expense / (income) on the defined liability / (assets) is computed by applying the discount rate, used to measure the net defined liability / (asset). Net interest expense and other expenses related to defined benefit plans are recognised in the Statement of Profit and Loss.

When the benefits of a plan are changed or when a plan is curtailed, the resulting change in benefit that relates to past service or the gain or loss on curtailment is recognised immediately in the Statement of Profit and Loss. The Company recognises gains and losses on the settlement of a defined benefit plan when the settlement occurs.

Other Long Term Employee Benefits

The Company treats accumulated leave expected to be carried forward beyond twelve months, as long-term employee benefit for measurement purposes. Such long-term compensated absences are provided for based on the actuarial valuation using the projected unit credit method at the year end. Actuarial gains/losses are immediately taken to the statement of profit and loss and are not deferred.



AXIS CAPITAL LIMITED

Notes to standalone financial statements for the year ended March 31, 2023

k. Share based payment arrangements

Employees Stock Options Plans ("ESOPs") - Equity settled

The Trust in consultation with the holding Company grants share option schemes for the purpose of providing incentives and rewards to eligible participants who contribute to the success of the Company's operations. Employees (including directors) of the Company receive remuneration in the form of share-based payments, whereby employees render services as consideration for equity instruments ("equity settled transactions").

The cost of equity-settled transactions with employees and directors for grants is measured by reference to the fair value at the date at which they are granted. The cost of equity-settled transactions is recognised in statement of profit and loss, together with a corresponding increase in other equity, representing contribution received from the shareholders, over the period in which the performance and/or service conditions are fulfilled. The cumulative expense recognised for equity-settled transactions at the end of each reporting period until the vesting date reflects the extent to which the vesting period has expired and the company's best estimate of the number of equity instruments that will ultimately vest.

l. Income taxes

Tax expense comprises current and deferred tax. Current and deferred tax are recognised in Statement of Profit and Loss, except when they relate to items that are recognised in other comprehensive income or directly in equity, in which case, the current and deferred tax are also recognised in other comprehensive income or directly in Equity respectively.

Current income-tax is measured at the amount expected to be paid to the tax authorities in accordance with the Income-tax Act, 1961. The tax rates and tax laws used to compute the amount are those that are enacted or substantively enacted, at the reporting date.

Deferred income taxes reflect the impact of temporary timing differences between taxable income and accounting income originating during the current year and reversal of timing differences for the earlier years. Deferred tax is measured using the tax rates and the tax laws enacted or substantively enacted at the reporting date.

Deferred tax liabilities are recognized for all taxable temporary timing differences. Deferred tax assets are recognized for deductible temporary timing differences only to the extent that there is reasonable certainty that sufficient future taxable income will be available against which such deferred tax assets can be realized.

The carrying amount of deferred tax assets are reviewed at each reporting date. The Company writes-down the carrying amount of deferred tax asset to the extent that it is no longer probable that sufficient taxable profits will be available to allow all or part of the asset to be recovered.

Deferred tax liabilities and assets are measured at the tax rates that are expected to apply in the period in which the liability is settled or the asset realised, based on tax rates (and tax laws) that have been enacted or substantively enacted by the end of the reporting period.

m. Borrowing costs

Borrowing cost includes interest and amortization of ancillary costs incurred in connection with the arrangement of borrowings. Borrowing costs to the extent related/attribution to the acquisition/construction of assets that takes substantial period of time to get ready for their intended use are capitalized along with the respective



AXIS CAPITAL LIMITED

Notes to standalone financial statements for the year ended March 31, 2023

Property, Plant and Equipment up to the date such asset is ready for use. Other borrowing costs are recognized as an expense in the Statement of Profit and Loss in the period in which they are incurred.

n. Foreign currency transactions and balances

(i) Initial recognition

Foreign currency transactions are recorded in the reporting currency (which is Indian Rupees), by applying to the foreign currency amount the exchange rate between the reporting currency and the foreign currency at the date of the transaction.

(ii) Conversion

Foreign currency monetary items are retranslated using the exchange rate prevailing at the reporting date. Non-monetary items, which are measured in terms of historical cost denominated in a foreign currency, are reported using the exchange rate at the date of the transaction. Non-monetary items, which are measured at fair value or other similar valuation denominated in a foreign currency, are translated using the exchange rate at the date when such value was determined.

(iii) Exchange differences

All exchange differences arising on settlement or translation of monetary items are recognized as income or as expenses in the Statement of Profit and Loss in the period in which they arise.

o. Earnings Per Share

Basic earnings per share is calculated by dividing the net profit or loss (before other comprehensive income) for the year attributable to equity shareholders (after deducting attributable taxes) by the weighted average number of equity shares outstanding during the year.

For the purpose of calculating diluted earnings per share, the net profit or loss (before other comprehensive income) for the year attributable to equity shareholders and the weighted average number of shares outstanding during the year are adjusted for the effects of all dilutive potential equity shares.

p. Segmental Reporting

Operating segments are reported in a manner consistent with the internal reporting provided to the chief operating decision maker.

The Joint Managing Directors and CEO of the Company assesses the financial performance and position of the Company and make strategic decisions and hence has been identified as being chief operating decision maker.

q. Provisions

A provision is recognized when the Company has a present obligation (legal or constructive) as a result of past event; it is probable that an outflow of resources will be required to settle the obligation, in respect of which a reliable estimate can be made of the amount of obligation. Provisions are not discounted to its present value and are determined based on best estimate required to settle the obligation at the reporting date. These are reviewed at each reporting date and adjusted to reflect the current best estimates.



AXIS CAPITAL LIMITED

Notes to standalone financial statements for the year ended March 31, 2023

r. Contingent liabilities and Assets

A contingent liability is a possible obligation that arises from past events whose existence will be confirmed by the occurrence or non-occurrence of one or more uncertain future events beyond the control of the Company or a present obligation that is not recognized because it is not probable that an outflow of resources will be required to settle the obligation. A contingent liability also arises in extremely rare cases where there is a liability that cannot be recognized because it cannot be measured reliably. The Company does not recognize a contingent liability but discloses its existence in the financial statements. Where there is a possible obligation or a present obligation in respect of which the likelihood of outflow of resources is remote, no provision or disclosure is made.

Contingent assets are not recognised in the financial statements if the inflow of the economic benefit is probable than it is disclosed in the financial statements.

s. Cash and cash equivalents

Cash and cash equivalents for the purposes of cash flow statement comprise cash at bank and in hand and short-term deposits with an original maturity of three months or less that are readily convertible to known amounts of cash and which are subject to an insignificant risk of changes in value.

For the purpose of the statement of cash flows, cash and cash equivalents consist of cash on hand, cheques on hand, balances with banks (of the nature of cash and cash equivalents) and short-term deposits, as defined above.

t. Investment in subsidiaries

Investment in subsidiaries is carried at cost in the separate financial statements.

Statement of Cash Flows.

Statement of Cash Flows is prepared segregating the cash flows into operating, investing and financing activities. Cash flow from operating activities is reported using indirect method adjusting the net profit for the effects of:

- i. changes during the period in inventories and operating receivables and payables transactions of a non-cash nature;
- ii. non-cash items such as depreciation, provisions, deferred taxes, unrealised foreign currency gains and losses and
- iii. all other items for which the cash effects are investing or financing cash flows.

Cash and cash equivalents (including bank balances shown in the Statement of Cash Flows) exclude items which are not available for general use as on the date of Balance Sheet.



AXIS CAPITAL LIMITED

Notes to standalone financial statements for the year ended 31 March, 2023

3. Cash and bank balances

	As at 31 March 2023 (₹ In lakhs)	As at 31 March 2022 (₹ In lakhs)
Cash and cash equivalents		
-Cash on hand	0.59	0.67
Balances with banks:		
-On current accounts	2,341.71	1,782.61
Total	2,342.30	1,783.28

4. Bank Balance other than cash & cash equivalents

	As at 31 March 2023 (₹ in lakhs)	As at 31 March 2022 (₹ in lakhs)
Fixed deposits with original maturity of more than 12 months		
Lien marked deposits (The period of lien is in line with the period of fixed deposit)*	62,619.44	55,927.16
Other Deposits	-	-
Total	62,619.44	55,927.16

*Lien marked to stock exchanges for margin/security deposit purpose and banks for overdraft facilities & Bank guarantee.

5. Trade receivables

	As at 31 March 2023 (₹ in lakhs)	As at 31 March 2022 (₹ in lakhs)
(a) Receivables considered good - Unsecured		
Due from related parties	1,584.86	
Due from others	96,333.91	1,19,147.87
Less: Impairment loss allowance	-	-
Sub total	97,918.77	1,19,147.87
(b) Receivables which have significant increase in credit risk	325.45	189.00
Less: Impairment loss allowance	(321.11)	(12.39)
Sub total	4.34	176.61
(c) Receivables - credit impaired	52.92	53.12
Less: Impairment loss allowance	(52.92)	(53.12)
Sub total	-	-
Total	97,923.11	1,19,324.48

Note 1:- Refer note 50 and 55 for additional disclosure in relation to Trade receivables. Refer note 44 for related party transactions.

6. Loans

	As at 31 March 2023 (₹ in lakhs)	As at 31 March 2022 (₹ in lakhs)
Loans at Amortised Cost		
(A) Staff Loans	2.41	1.82
Sub total	2.41	1.82
Less: Impairment Loss	-	-
Total (A)	2.41	1.82
(B) Unsecured	2.41	1.82
Sub total	2.41	1.82
Less: Impairment Loss	-	-
Total (B)	2.41	1.82
(C)		
(i) Loans in India		
Others	2.41	1.82
Sub total	2.41	1.82
Less: Impairment Loss	-	-
Total (C)(i)	2.41	1.82
(ii) Loans outside India		
Others	-	-
Sub total	-	-
Less: Impairment Loss	-	-
Total (C)(ii)	-	-
Total (C)(i)+(ii)	2.41	1.82



Particulars	31 March 2023						
	Amortised cost	At fair value		Sub total	Others (at cost)	Total	(7=1+5+6)
		(1)	(2)				
(i) Mutual Funds							
Overnight Fund – Direct – Growth	-	-	-	-	-	-	-
Liquid Fund – Direct – Growth*	-	-	5,337.50	-	5,337.50	-	5,337.50
Structured Credit AIF – Series I	-	1,230.23	-	-	1,230.23	-	1,230.23
(ii) Subsidiaries							
Equity Instruments	-	-	-	-	-	495.88	495.88
(iii) Other							
Equity Instruments in unlisted companies	-	41,883.85	-	-	41,883.85	-	41,883.85
Total Gross (A)	-	43,114.08	5,337.50	-	48,451.58	495.88	48,947.46
(i) Investment outside India	-	-	-	-	-	495.88	495.88
(ii) Investment in India	-	43,114.08	5,337.50	-	48,451.58	-	48,451.58
Total (B)	-	43,114.08	5,337.50	-	48,451.58	495.88	48,947.46
Less: Impairment loss allowance (C)	-	-	-	-	-	-	-
Total Net (A-C)	-	43,114.08	5,337.50	-	48,451.58	495.88	48,947.46

Particulars	31 March 2022						
	Amortised cost	At fair value		Sub total	Others (at cost)	Total	(7=1+5+6)
		(1)	(2)				
(i) Mutual Funds							
Overnight Fund – Direct – Growth	-	-	1,119.66	-	1,119.66	-	1,119.66
Liquid Fund – Direct – Growth	-	-	3,003.10	-	3,003.10	-	3,003.10
Structured Credit AIF – Series I	-	941.58	-	-	941.58	-	941.58
(ii) Subsidiary							
Equity Instruments	-	-	-	-	-	495.88	495.88
(iii) Other							
Equity Instruments in unlisted companies	-	48,442.35	-	-	48,442.35	-	48,442.35
Total Gross (A)	-	49,383.93	4,122.76	-	53,506.69	495.88	54,002.57
(i) Investment outside India	-	-	-	-	-	495.88	495.88
(ii) Investment in India	-	49,383.93	4,122.76	-	53,506.69	-	53,506.69
Total (B)	-	49,383.93	4,122.76	-	53,506.69	495.88	54,002.57
Less: Impairment allowance (C)	-	-	-	-	-	-	-
Total Net (A-C)	-	49,383.93	4,122.76	-	53,506.69	495.88	54,002.57

*pledged to Stock Exchange and Bankers amounting to ₹ 4,855.52 lakhs (31 March, 2022: ₹ 2,600.31 lakhs)



AXIS CAPITAL LIMITED

Notes to standalone financial statements for the year ended 31 March, 2023

8. Other financial assets

	As at 31 March 2023 (₹ In lakhs)	As at 31 March 2022 (₹ In lakhs)
Security/margin deposit		
-with stock exchanges	173.25	173.25
-others	19.04	18.25
Advance recoverable in cash		
-Recoverable from others	437.55	433.76
Income receivable	-	-
Interest accrued on investment	-	25.37
Sub total	629.84	650.63
Less: Impairment loss allowance	-	-
Total	629.84	650.63

9. Inventories

	As at 31 March 2023		As at 31 March 2022	
	(No of Shares)	(₹ In lakhs)	(No of Shares)	(₹ In lakhs)
Opening	-	-	-	-
Purchase	31,38,861	13,296.29	34,95,112	8,047.15
Sale (at cost)*	31,38,861	13,296.29	34,95,112	8,047.15
Closing	-	-	-	-
Total	-	-	-	-

* Loss (net) of ₹68.76 lakhs [31 March 2022: Loss (net) of ₹₹48.50] on sale of these shares has been disclosed under Note 30 "Other expenses".

10. Current tax assets (net)

	As at 31 March 2023 (₹ in lakhs)	As at 31 March 2022 (₹ in lakhs)
Advance Income-tax [Net of provision of ₹33,951.04 lakhs (31 March 2022: ₹16,955.61 lakhs)]	1,140.47	672.57
Less:- Impairment loss allowance for tax credit	(29.11)	-
Total	1,111.36	672.57



AXIS CAPITAL LIMITED

Notes to standalone financial statements for the year ended 31 March, 2023

11. Property, plant and equipment

(₹ in lakhs)

Particulars	Computers	Furniture	Office Equipment	Right to use - premises	Total
At cost as on 31 March, 2021	220.99	1.18	20.63	158.45	401.25
Additions during the year	519.04	13.98	-	138.33	671.35
Disposals during the year	19.72	-	-	158.45	178.17
At cost as on 31 March 2022	720.31	15.16	20.63	138.33	894.43
Accumulated depreciation and impairment as on 31 March, 2021	149.92	0.67	9.38	123.24	283.21
Depreciation for the year	103.60	1.03	2.90	50.58	158.11
Disposals during the year	19.72	-	-	158.45	178.17
Accumulated depreciation and impairment as on 31 March, 2022	233.80	1.70	12.28	15.37	263.15
At cost as on 31 March, 2022	720.31	15.16	20.63	138.33	894.44
Additions during the year	236.13	-	19.66	-	255.79
Disposals during the year	-	-	2.23	-	2.23
At cost as on 31 March 2023	956.44	15.16	38.06	138.33	1,148.00
Accumulated depreciation and impairment as on 31 March, 2022	233.80	1.70	12.28	15.37	263.15
Depreciation for the year	240.67	1.61	2.43	46.11	290.82
Disposals during the year	-	-	2.08	-	2.08
Accumulated depreciation and impairment as on 31 March 2023	474.46	3.32	12.62	61.48	551.89
Net carrying amount as on 31 March 2023	481.98	11.85	25.44	76.85	596.11
Net carrying amount as on 31 March 2022	486.52	13.46	8.35	122.96	631.28



AXIS CAPITAL LIMITED

Notes to standalone financial statements for the year ended 31 March, 2023

12. Intangible assets under development

(₹ in lakhs)

Particulars	Intangible assets under development
At cost as on 01 April, 2021	1.96
Additions during the year	50.34
Capitalised during the year	2.80
At cost as on 31 March 2022	49.50
At cost as on 01 April, 2022	49.50
Additions during the year	13.22
Capitalised during the year	13.22
At cost as on 31 March 2023	49.50

Note 1 - Refer note 54 for additional disclosure.

13. Other Intangibles

(₹ in lakhs)

Particulars	Software	Website development cost	Total
At cost as on 31 March, 2021	157.68	5.81	163.49
Additions during the year	22.80	-	22.80
Disposals during the year	-	-	-
At cost as on 31 March 2022	180.48	5.81	186.29
Accumulated depreciation and impairment as on 31 March, 2021	56.95	3.42	60.37
Additions during the year	31.61	1.16	32.77
Disposals during the year	-	-	-
Accumulated depreciation and impairment as on 31 March 2022	88.56	4.58	93.14
At cost as on 31 March, 2022	180.48	5.81	186.29
Additions during the year	0.24	12.99	13.22
Disposals during the year	-	5.82	5.82
At cost as on 31 March 2023	180.72	12.98	193.70
Accumulated depreciation and impairment as on 31 March, 2022	88.56	4.58	93.14
Additions during the year	31.33	1.64	32.97
Disposals during the year	-	5.35	5.35
Accumulated depreciation and impairment as on 31 March 2023	119.90	0.86	120.76
Net carrying amount as on 31 March 2023	60.81	12.12	72.94
Net carrying amount as on 31 March 2022	91.92	1.22	93.15



AXIS CAPITAL LIMITED

Notes to standalone financial statements for the year ended 31 March, 2023

14. Other non-financial assets

	As at 31 March 2023 (₹ In lakhs)	As at 31 March 2022 (₹ In lakhs)
Deposit with service tax authorities paid under protest	78.50	76.25
Prepaid expenses	421.04	381.90
Advance towards expenses	17.08	58.58
Total	516.62	516.73

15. Trade Payables

	As at 31 March 2023 (₹ in lakhs)	As at 31 March 2022 (₹ in lakhs)
Trade payables		
-Dues of micro and small enterprises (Refer note 47)	-	17.26
-Dues of creditors other than micro and small enterprises		
-Dues of related parties (Refer note 44)	29.47	30.35
-Dues of others	94,951.56	1,15,703.33
Total	94,981.03	1,15,750.94

Note 1:- Refer note 56 for additional disclosure in relation to Trade payables.

16. Other Payables

	As at 31 March 2023 (₹ In lakhs)	As at 31 March 2022 (₹ In lakhs)
Capital Creditors		
-Dues of micro and small enterprises	-	-
-Dues of creditors other than micro and small enterprises	-	97.54
Total	-	97.54

17a. Borrowings

	As at 31 March 2023 (₹ In lakhs)	As at 31 March 2022 (₹ In lakhs)
Bank overdraft*	-	-
Total	-	-

*The Company has obtained overdraft facilities of Rs. 6,400 lakhs from Bank with interest rate of 5.69% p.a. to 7.70% p.a. and same is secured against fixed deposit, mutual funds and books debts of the Company.

17b. Lease liabilities

	As at 31 March 2023 (₹ in lakhs)	As at 31 March 2022 (₹ in lakhs)
Lease liabilities (Refer note 52)	83.56	125.42
Total	83.56	125.42

18. Others financial liabilities

	As at 31 March 2023 (₹ In lakhs)	As at 31 March 2022 (₹ In lakhs)
Payable to Employees	26.90	8.57
Total	26.90	8.57



AXIS CAPITAL LIMITED

Notes to standalone financial statements for the year ended 31 March, 2023

19. Current tax liabilities (net)

	As at 31 March 2023 (₹ In lakhs)	As at 31 March 2022 (₹ In lakhs)
Provision for tax [net of advance tax of ₹9,585.80 lakhs (31 March 2022: ₹22,202.80 lakhs)]	259.73	112.63
Total	259.73	112.63

20. Provisions

	As at 31 March 2023 (₹ In lakhs)	As at 31 March 2022 (₹ In lakhs)
Provision for employee benefits		
Gratuity payable (funded) (Refer note 39)	130.26	173.35
Provision for compensated absences	46.08	38.42
Provision for bonus	3,326.45	9,216.39
Total	3,502.79	9,428.16

21. Others non-financial liabilities

	As at 31 March 2023 (₹ In lakhs)	As at 31 March 2022 (₹ In lakhs)
Others		
-Statutory dues	1,663.02	1,587.49
Income received in advance	95.00	10.00
Total	1,758.02	1,597.49

22. Equity share capital

	As at 31 March 2023 (₹ in lakhs)	As at 31 March 2022 (₹ in lakhs)
Authorised share capital		
175,000,000 (31 March 2022: 175,000,000) equity shares of ₹10/- each	17,500.00	17,500.00
Issued share capital		
73,500,000 (31 March 2022: 73,500,000) equity shares of ₹10/- each	7,350.00	7,350.00
Subscribed and fully paid-up shares		
73,500,000 (31 March 2022: 73,500,000) equity shares of ₹10/- each	7,350.00	7,350.00

(a) Reconciliation of the shares outstanding at the beginning and at the end of the reporting year

Equity shares	31 March 2023		31 March 2022	
	No.	₹ in lakhs	No.	₹ In lakhs
At the beginning of the year	7,35,00,000	7,350.00	7,35,00,000	7,350.00
Issued during the year	-	-	-	-
Cancelled during the year	-	-	-	-
Outstanding at the end of the year	7,35,00,000	7,350.00	7,35,00,000	7,350.00

(b) Terms/right attached to equity shares

The Company has only one class of equity shares having par value of ₹10/- per share. Each holder of equity shares is entitled to one vote per share. The company declares and pays dividends in Indian rupees. The dividend proposed by the Board of Directors is subject to the approval of the shareholders in the ensuing Annual General Meeting.

During the year ended 31 March 2023, the amount of per share dividend recognized as distributions to equity shareholders was ₹Nil (31 March 2022: ₹2.70/-).

In the event of liquidation of the Company, the holder of equity shares will be entitled to receive remaining assets of the Company, after distribution of all preferential amounts. The distribution will be in the proportion of the number of shares held by the shareholders.



AXIS CAPITAL LIMITED

Notes to standalone financial statements for the year ended 31 March, 2023

(c) Shares held by holding/ ultimate holding Company and/ or their subsidiaries/ associates

Out of equity shares issued by the Company, shares held by its holding company, ultimate holding company and their subsidiaries / associates are as below:

Name of shareholder	31 March 2023		31 March 2022	
	₹ In lakhs	% of holding	₹ In lakhs	% of holding
Axis Bank Limited, the holding Company and its nominees 7,35,00,000 (31 March 2022: 7,35,00,000) equity shares of ₹10/- each)	7,350.00	100%	7,350.00	100%

(d) Shareholding of Promoters

Shares held by promoters at as 31 March 2023			% Change during the year
Promoter name	No. of Shares	% of total shares	
Axis Bank Limited	7,35,00,000	100%	-
Total	7,35,00,000	100%	-

Shares held by promoters at as 31 March 2022			% Change during the year
Promoter name	No. of Shares	% of total shares	
Axis Bank Limited	7,35,00,000	100%	-
Total	7,35,00,000	100%	-

(e) Details of shareholders holding more than 5% shares in the Company

Name of shareholder	31 March 2023		31 March 2022	
	No.	% of holding	No.	% of holding
Axis Bank Limited, the holding Company and its nominees 7,35,00,000 (31 March 2022: 7,35,00,000) equity shares of ₹10/- each)	7,35,00,000	100%	7,35,00,000	100%

As per records of the Company, including its register of shareholders/members and other declarations received from shareholders regarding beneficial interest, the above shareholding represents both legal and beneficial ownerships of shares.

(f) Proposed dividend on Equity shares

The Board proposed dividend on equity shares after the balance sheet date.

	For the year ended 31 March 2023 (₹ In lakhs)	For the year ended 31 March 2022 (₹ In lakhs)
Proposed dividend on equity shares for the year ended on 31 March 2023: ₹Nil per share (31 March 2022: ₹Nil per share)	-	-
Total	-	-

23. Other equity

	As at 31 March 2023 (₹ In lakhs)	As at 31 March 2022 (₹ In lakhs)
General Reserve		
Balance at the beginning of the year	1,292.37	1,292.37
Add: Addition during the year	-	-
Balance as at end of the year	1,292.37	1,292.37
Retained earnings		
Balance at the beginning of the year	54,011.26	37,155.06
Add: Comprehensive Income for the year	14,190.94	18,927.97
Add: Remeasurement gains on employee benefits	(29.34)	(87.27)
Less: Dividend paid	-	(1,984.50)
Balance as at end of the year	68,172.86	54,011.26
Debt Instruments through FVOCI		
Balance at the beginning of the year	5.01	-
Add: Addition during the year	33.84	5.01
Balance as at end of the year	38.85	5.01
Equity Instruments through FVOCI		
Balance at the beginning of the year	28,033.11	-
Add: Addition during the year	(5,057.92)	28,033.11
Balance as at end of the year	22,975.19	28,033.11
Contribution from Shareholders		
Balance at the beginning of the year	7,537.82	6,123.17
Add: Addition during the year	144.07	1,414.65
Balance as at end of the year	7,681.89	7,537.82
Total	1,00,161.16	90,879.57



AXIS CAPITAL LIMITED

Notes to standalone financial statements for the year ended 31 March, 2023

Nature and purpose of the reserve

General Reserve

General Reserve was created earlier for specific purpose and are available for distribution to shareholders as dividend.

Retained Earnings

Retained earnings represents surplus/accumulated earnings of the Company and are available for distribution to shareholders as dividend.

Debt Instruments through FVOCI

It consists of income that will be reclassified to Profit and Loss.

Equity Instruments through FVOCI

It consists of income that will not be reclassified to Profit and Loss.

Contribution from Shareholders

Contribution from Shareholders represents fair value of the employee stock option plan. These options are Issued by ABL Employee Welfare Trust ("the Trust") in consultation with Axis Bank Limited ("the Holding Company")

24. Revenue from operations

	For the period ended 31 March 2023	For the year ended 31 March 2022
	(₹ In lakhs)	(₹ In lakhs)
Fees from advisory services and other professional services	21,433.49	33,428.37
Brokerage Income	22,575.41	18,696.13
Other operating income		
-Interest Income on margin money funding	-	-
Total	44,008.90	52,124.50

25. Other income

	For the period ended 31 March 2023	For the year ended 31 March 2022
	(₹ In lakhs)	(₹ In lakhs)
(i) Interest Income		
Interest on deposit with banks	2,790.31	2,294.47
Interest on alternative investment fund	82.42	28.51
Interest on staff loan and deposits	1.01	2.26
	2,873.74	2,325.26
(ii) Net gain/(loss) on fair value Instruments at fair value through profit or loss		
On financial Instruments designated at fair value through profit or loss	436.75	557.85
Total gain/(loss) on fair value changes	436.75	557.85
Fair value changes:		
Realised	390.00	553.52
Unrealised	46.74	4.33
Total gain/(loss) on fair value changes	436.74	557.85
(iii) Miscellaneous Income		
Reversal of provision/liability no longer required	224.50	54.77
Profit on sale of fixed assets	-	0.89
Miscellaneous Income	3.75	5.45
Dividend income	-	353.06
Foreign exchange gain / (loss)	10.82	12.56
	239.07	426.74
Total	3,549.55	3,309.83

26. Finance costs

	For the period ended 31 March 2023	For the year ended 31 March 2022
	(₹ In lakhs)	(₹ In lakhs)
On financial liabilities measured at amortised cost		
Interest on overdraft	35.16	36.58
Interest on lease payment	7.10	4.03
Other Interest expenses		
Interest on income tax expenses	16.25	5.03
Bank guarantee commission	237.47	60.59
Total	295.98	106.23



27. Impairment of financial instruments

	For the period ended 31 March 2023	For the year ended 31 March 2022
	(₹ in lakhs)	(₹ in lakhs)
On financial instrument measured at amortised cost		
Trade Receivables		
- Provision for bad and doubtful debts	611.46	200.25
- Bad debts written off	0.01	-
- Reversal of provision of doubtful debts	(302.94)	(241.85)
Others	29.11	-
Total	337.64	(41.60)

28. Employee benefits expense

	For the period ended 31 March 2023	For the year ended 31 March 2022
	(₹ in lakhs)	(₹ in lakhs)
Salaries, wages and bonus	13,142.80	16,707.68
Contribution to provident and other funds (Refer note 39)	402.66	281.38
Share based payments to employees (Refer note 45)	144.07	1,414.65
Gratuity expense (Refer note 39)	100.92	86.07
Staff welfare expenses	319.24	152.81
Total	14,109.69	18,642.59

Note: The Code on Social Security, 2020 ('Code') relating to employee benefits during employment and post employment benefits received Presidential assent in September 2020. The Code has been published in the Gazette of India. However, the date on which the Code will come into effect has not been notified and the final rules/Interpretation have not yet been issued. The Company will assess the impact of the Code when it comes into effect and will record any related impact in the period the Code becomes effective.



AXIS CAPITAL LIMITED

Notes to standalone financial statements for the year ended 31 March, 2023

29. Depreciation and amortization expense

	For the period ended 31 March 2023	For the year ended 31 March 2022
	(₹ in lakhs)	(₹ in lakhs)
Depreciation of tangible assets	290.81	158.12
Amortization of intangible assets	32.97	32.77
Total	323.78	190.88

30. Other expenses

	For the period ended 31 March 2023	For the year ended 31 March 2022
	(₹ in lakhs)	(₹ in lakhs)
Stamp duty	266.39	235.24
Trade confirmation charges	914.13	767.97
Brokerage expenses	6,250.94	5,139.56
Stock exchange expenses	1,661.81	1,207.50
Printing and stationary*	289.58	1.76
Electricity & water charges	39.88	33.80
Rent	590.46	558.92
Repairs & maintenance - others	353.06	287.77
CSR expenditure (Refer to Note No 31)	365.77	259.83
Insurance	12.35	11.63
Rates and taxes	177.01	20.90
Professional fees*	660.46	856.38
Office expenses*	211.18	237.45
Deputation expenses	205.41	232.67
Telephone, fax & internet	108.68	78.79
Foreign exchange loss	-	-
Loss on sale of devolved securities/dealing error	68.76	48.50
Travelling & conveyance expenses	230.23	92.45
Director's sitting fees	51.50	41.00
Auditors' fees and expenses (Refer Note 30.1 below)	27.05	27.43
Loss on fair value of staff loans and deposits	0.53	2.48
Subscription expenses	222.83	163.73
Miscellaneous expenses	680.18	432.22
Total	13,388.80	10,738.01

*Includes direct expenses pertaining to advisory services and other professional services amounting to ₹291.81 lakhs (Previous Year: ₹179.45 lakhs)

30.1 Auditors' fees and expenses

	For the period ended 31 March 2023	For the year ended 31 March 2022
	(₹ in lakhs)	(₹ in lakhs)
Auditors remuneration:		
- For audit	19.40	20.00
- For other services	6.25	7.30
- For reimbursement of expenses	1.40	0.13
	27.05	27.43



31 Details of CSR expenditure:

(₹ in lakhs)

Particulars	For the year ended 31 March , 2023	For the year ended 31 March , 2022
a) Gross amount required to be spent by the Company during the year	365.77	259.83
b) Amount approved by the Board to be spent during the year	365.77	259.83
c) Amount spent during the year	365.77	259.83
i) Construction/acquisition of any asset	-	-
ii) On purposes other than (i) above	365.77	259.83
d) Details related to spent/unspent obligations:		
i) Contribution to Public Trust	-	-
ii) Contribution to Charitable Trust	365.77	259.83
iii) Amount unspent	-	-

Details related to CSR spending and activities

(₹ in lakhs)

Particulars	For the year ended 31 March, 2023	For the year ended 31 March, 2022
(a) amount required to be spent by the company during the year	365.77	259.83
(b) amount of expenditure incurred	365.77	259.83
(c) shortfall at the end of the year	-	-
(d) total of previous years shortfall	-	-
(e) reason for shortfall	Not applicable	Not applicable
(f) nature of CSR activities	Sustainable Livelihoods	Sustainable Livelihoods and Promoting health care
(g) details of related party transactions	-	-
(h) provision made with respect to a liability incurred by entering into a contractual obligation	-	-

32 Income Tax Expense:

(₹ in lakhs)

Particulars	For the year ended 31 March , 2023	For the year ended 31 March , 2022
Current tax		
Current tax on profits for the year	5,034.75	6,839.97
Adjustments for current tax of prior years	-	-
Total Current Tax	5,034.75	6,839.97
Deferred tax		
Deferred tax expense (income) (Refer Note 33)	(123.14)	30.30
Total deferred tax expense/(income)	(123.14)	30.30
Total tax expense	4,911.61	6,870.27

32.1 Reconciliation of effective tax rate:

The tax charge shown in the statement of profit and loss differs from the tax charge that would apply if all profits had been charged at Indian corporate tax rate. A reconciliation between the tax expense and the accounting profit multiplied by India's domestic tax rate for the year ended March 31, 2023 and March 31, 2022 is as follows:

(₹ in lakhs)

Particulars	For the year ended 31 March , 2023	For the year ended 31 March , 2022
Profit before tax	19,102.55	25,798.24
Enacted income tax rate in India applicable to the Company 25.168%	4,807.73	6,492.90
Tax effect of:		
Capital gain on sale of shares measured at special rates	-	(25.82)
Remeasurement of gratuity through OCI	(7.38)	(21.96)
Other Non-deductible expenses:		
Share Based Payments to employees	36.26	356.04
Interest on income tax expenses	4.09	1.27
CSR expenditure	92.06	65.39
Others	(21.15)	2.45
Total tax expense	4,911.61	6,870.27
Effective tax rate	25.71%	26.63%

The Company has elected to exercise the option permitted under Section 115BAA of the Income Tax Act, 1961 as introduced by the Taxation Laws (Amendment) Ordinance, 2019.



AXIS CAPITAL LIMITED

Notes to standalone financial statements for the year ended 31 March, 2023

33 Deferred Tax Asset / (liability) (Net)
Component and Movement in Deferred Tax Assets (Net):

(₹ In lakhs)

Deferred tax Asset / (liability)	As at 31 March, 2022	Recognised in Profit and Loss	Recognised in OCI	As at 31 March, 2023
Provision for Impairment Loss	16.49	(77.65)	-	94.14
Difference in WDV as per Books of Account and Income Tax	(13.32)	(28.41)	-	15.10
Fair value adjustment of Financial Instruments	(0.87)	7.20	-	(8.07)
Impact on Revenue recognised under Ind AS 115	2.51	(21.39)	-	23.90
Valuation on interest free loans and deposits	0.61	0.12	-	0.49
Disallowance under section 43B of the Income Tax Act, 1961	9.67	(1.93)	-	11.60
Difference in lease asset amortisation and rent expenses	0.62	(1.07)	-	1.69
Change in fair value of investment in unquoted equity shares	(8,316.88)	-	(1,500.59)	(6,816.29)
Change in fair value of investment in mutual fund - Axis Structured Credit AIF – Series I	(1.68)	-	8.77	(10.46)
Total	(8,302.85)	(123.13)	(1,491.82)	(6,687.90)

(₹ In lakhs)

Deferred tax Asset / (liability)	As at 31 March, 2021	Recognised in Profit and Loss	Recognised in OCI	As at 31 March, 2022
Provision for Impairment Loss	26.96	10.47	-	16.49
Difference in WDV as per Books of Account and Income Tax	4.90	18.22	-	(13.32)
Fair value adjustment of Financial Instruments	(0.00)	0.87	-	(0.87)
Impact on Revenue recognised under Ind AS 115	5.03	2.52	-	2.51
Valuation on interest free loans and deposits	0.56	(0.05)	-	0.61
Disallowance under section 43B of the Income Tax Act, 1961	7.76	(1.91)	-	9.67
Difference in lease asset amortisation and rent expenses	0.80	0.18	-	0.62
Change in fair value of investment in unquoted equity shares	-	-	8,316.88	(8,316.88)
Change in fair value of investment in mutual fund - Axis Structured Credit AIF – Series I	-	-	1.68	(1.68)
Total	46.01	30.30	8,318.56	(8,302.85)



AXIS CAPITAL LIMITED

Notes to standalone financial statements for the year ended 31 March, 2023

34 Earnings per share

Basic earnings per share (EPS) is calculated by dividing the net profit for the year attributable to equity holders of Company by the weighted average number of equity shares outstanding during the year.

Diluted EPS is calculated by dividing the net profit attributable to equity holders of Company (after adjusting for interest on the convertible preference shares and interest on the convertible bond, in each case, net of tax) by the weighted average number of equity shares outstanding during the year plus the weighted average number of equity shares that would be issued on the conversion of all the dilutive potential ordinary shares into ordinary shares.

The computation of basic and diluted earnings per share is below:

Particulars	(₹ in lakhs)	
	For the year ended 31 March, 2023	For the year ended 31 March, 2022
Profit attributable to the equity holders of the Company (A)	14,190.94	18,927.97
Weighted Average number of shares issued for calculating Basic EPS (B) (in lakhs)	735.00	735.00
Adjustment for calculation of Diluted EPS (C)	-	-
Weighted Average number of shares issued for Diluted EPS (D= B+C) (in lakhs)	735.00	735.00
Basic EPS in ₹	19.31	25.75
Diluted EPS in ₹	19.31	25.75

35 Contingent liabilities & commitments

Particulars	(₹ in lakhs)	
	As at 31 March, 2023	As at 31 March, 2022
Contingent Liabilities		
(A) Claims against the Company not acknowledged as debts*	25.00	25.00
(B) Tax Demands under litigations #		
For Service Tax	2,200.28	2,200.28
For Income Tax	-	3.13
For Property Tax	-	63.07
(C) Outstanding bank guarantee@	43,700.00	33,500.00
(D) Penalty by National Stock Exchange**	323.53	-
Total Contingent Liabilities	46,248.81	35,791.48
Capital commitments		
(A) Towards intangible assets under development and plant, property & equipment	49.89	126.73
(B) Uncalled liability towards investments	678.58	1,065.11
Total Commitments	728.47	1,191.84

*The Company is facing certain litigations with respect to alleged non disclosures in respect of investment banking jobs handled by the Company. The Management believes that its position will likely be upheld and the outcome of these proceeding will not have a material adverse effect on the Company's financial position and result of operations.

#The Company is contesting the demands and the management believes that its position will likely be upheld in the appellate process. No tax expense has been provided in the financial statements for the tax demand raised. The management believes that the ultimate outcome of this proceeding will not have a material adverse effect on the Company's financial position and results of operations.

Future cash outflows in respect of above are determinable only on receipt of judgements /decisions pending with various forums/authorities. It is not practicable for the Company to estimate the timings of the cashflows, if any, in respect of the above pending resolution of the respective proceedings. The Company does not expect any outflow in respect of the above contingent liabilities. The Company is of the opinion that above demands are not sustainable and expects to succeed in its appeals.



AXIS CAPITAL LIMITED**Notes to standalone financial statements for the year ended 31 March, 2023**

@ partially secured against fixed deposits

**The Company has received intimation of penalty from National Stock Exchange (NSE) for non-submission of data. NSE implemented new excel format for submission of data. The Company has submitted data in revised format but due to technical glitch certain entries in the excel format were not getting uploaded. As guided by the exchange officials the Company have uploaded excel file by deleting those entries. And after resolution, on the same day revised database was submitted for the identified records. NSE did not consider the revised submission. The Company has raised a waiver request with NSE and had discussed with them, As per NSE, the case would be presented to the Waiver Committee of NSE in the meeting to be held in April 2023. The amount of penalty is not debited from Company accounts so far. The Company had complied with the regulatory requirement regarding margin. The Company expects this penalty will get revoked in the waiver committee.

The Company in the ordinary course of its business has syndicated certain secured instruments aggregating to ₹ 88,050 lakhs (31 March, 2022: ₹ 52,250 lakhs) wherein the Company is mandated to monetize the underlying security (adequately collateralised) on occurring certain events to meet the Issuer's obligations and fulfill the shortfall if any.

36 Registration of charge or satisfaction with Registrar of Companies (ROC)

The Company do not have any charges or satisfaction which is yet to be registered with ROC beyond the statutory period.

37 Derivatives

The Company has no transactions / exposure in derivatives in the current and previous year.

38 Unhedged foreign currency exposure

Particulars of unhedged foreign currency exposure as at the Balance Sheet date:

As at 31 March, 2023

Particulars	Currency	Foreign Currency in Lakhs	(₹ in lakhs)
Trade Receivables	USD	0.75	61.76
	SGD	0.002	0.11
Trade Payables	USD	1.09	88.89
	SGD	0.14	8.48
Advances	USD	0.04	3.34
	HKD	0.15	1.78
	SGD	0.01	0.82
Bank Balances	USD	0.39	32.23

As at 31 March, 2022

Particulars	Currency	Foreign Currency in Lakhs	(₹ in lakhs)
Trade Receivables	USD	4.52	342.43
Trade Payables	USD	0.73	55.28
	SGD	0.06	3.10
Advances	USD	0.02	1.13
	HKD	0.26	2.58
Bank Balances	USD	1.07	80.81



39 Employee Benefits

A Short term employee benefit obligations

The compensated absences charge for the year ended 31 March, 2023 based on actuarial valuation amounting to ₹7.66 lakhs (31 March, 2022 ₹7.60 lakhs) has been charged in the Statement of Profit and Loss.

B Post Employment Obligations

i. Defined contribution plans

Employer's Contribution to Provident Fund

The Company has recognized the following amount in the Statement of Profit and Loss under the head Contribution to provident and other funds in Employee Benefit Expense for the year:

The expense recognised during the year towards defined contribution plan:

(₹ in lakhs)		
Particulars	For the year ended 31 March, 2023	For the year ended 31 March, 2022
Employer's Contribution to Provident Fund	402.65	281.38

ii. Defined benefit plans

Gratuity

The Company provides for gratuity for employees in India as per the Payment of Gratuity Act, 1972. Employees who are in continuous service for a year of 5 years are eligible for gratuity. The amount of gratuity payable on retirement / termination is the employees last drawn basic salary per month computed proportionately for 15 days salary multiplied for the number of years of service. The gratuity plan is funded with an insurance Company in the form of a qualifying insurance policy.

Change in the Present Value of Projected Benefit Obligations

(₹ in lakhs)

Particulars	For the year ended 31 March, 2023	For the year ended 31 March, 2022
Present Value of Benefit Obligation at the beginning of the year	1,061.21	992.99
Interest Cost	68.02	64.45
Current Service Cost	89.81	80.84
Liability Transferred In/ Acquisitions	10.13	2.23
(Liability Transferred Out/ Divestments)	(3.70)	-
(Benefit Paid From the Fund)	(126.65)	(167.54)
Actuarial (Gains)/Losses on Obligations - Due to Change in Demographic Assumptions	-	30.62
Actuarial (Gains)/Losses on Obligations - Due to Change in Financial Assumptions	(40.43)	3.37
Actuarial (Gains)/Losses on Obligations - Due to Experience	78.27	54.25
Present Value of Benefit Obligation at the End of the year	1,136.66	1,061.21

Change in the Fair Value of Plan Assets

(₹ in lakhs)

Particulars	For the year ended 31 March, 2023	For the year ended 31 March, 2022
Fair Value of Plan Assets at the beginning of the year	887.86	912.34
Interest Income	56.91	59.21
Contributions by the Employer	173.35	80.65
Assets Transferred In/Acquisitions	10.13	2.23
(Assets Transferred Out/ Divestments)	(3.70)	-
(Benefit Paid from the Fund)	(126.65)	(167.54)
Return on Plan Assets, Excluding Interest Income	8.50	0.97
Fair Value of Plan Assets at the end of the year	1,006.40	887.86



39 Employee Benefits (Contd.)

Amount recognised in the Balance Sheet		
(₹ in lakhs)		
Particulars	For the year ended 31 March, 2023	For the year ended 31 March, 2022
(Present Value of Benefit Obligation at the end of the year)	(1,136.65)	(1,061.21)
Fair Value of Plan Assets at the end of the year	1,006.39	887.86
Funded Status (Surplus/ (Deficit))	(130.26)	(173.35)
Net (Liability)/Asset Recognized in the Balance Sheet	(130.25)	(173.35)

Net Interest Cost		
(₹ in lakhs)		
Particulars	For the year ended 31 March, 2023	For the year ended 31 March, 2022
Present Value of Benefit Obligation at the Beginning of the year	1,061.21	993.00
(Fair Value of Plan Assets at the Beginning of the year)	(887.86)	(912.34)
Net Liability/(Asset) at the Beginning	173.35	80.65
Interest Cost	68.02	64.45
(Interest Income)	(56.91)	(59.21)
Net Interest Cost for Current year	11.11	5.24

Expenses Recognised in the Statement of Profit or Loss		
(₹ in lakhs)		
Particulars	For the year ended 31 March, 2023	For the year ended 31 March, 2022
Current Service Cost	89.81	80.84
Net Interest Cost/(Income)	11.11	5.23
Expenses Recognized	100.92	86.07

Expenses Recognised in the Other Comprehensive Income (OCI)		
(₹ in lakhs)		
Particulars	For the year ended 31 March, 2023	For the year ended 31 March, 2022
Current Service Cost	37.84	88.24
Net Interest Cost	(8.50)	(0.97)
Expenses/(Gain) Recognized	29.34	87.27

Balance Sheet Reconciliation		
(₹ in lakhs)		
Particulars	As at 31 March, 2023	As at 31 March, 2022
Opening Net Liability	173.34	80.65
Expenses Recognized in Statement of Profit or Loss	100.92	86.07
Expenses Recognized in OCI	29.34	87.27
Net Liability/(Asset) Transfer In	-	-
Net (Liability)/Asset Transfer Out	-	-
(Benefit Paid Directly by the Employer)	-	-
(Employer's Contribution)	(173.35)	(80.65)
Net Liability/(Asset) Recognized in the Balance Sheet	130.25	173.34

Categories of plan assets are as follows:		
(₹ in lakhs)		
Particulars	As at 31 March, 2023	As at 31 March, 2022
Insurer managed funds	1,006.39	887.86
Total	1,006.39	887.86

Amounts for the current and previous four years are as follows:					
(₹ in lakhs)					
Particulars	2022-23	2021-22	2020-21	2019-20	2018-19
Defined benefit obligation	1,136.65	1,061.21	993.00	977.07	971.27
Plan assets	1,006.39	887.86	912.34	969.01	980.62
Surplus / (deficit)	(130.26)	(173.35)	(80.65)	(8.06)	9.35
Experience adjustments on plan liabilities	78.27	54.25	3.41	(80.72)	(116.72)
Experience adjustments on plan assets	-	-	-	8.98	(1.16)



39 Employee Benefits (Contd.)

Significant estimates: Actuarial assumptions and sensitivity

The significant actuarial assumptions were as follows:

Particulars	As at 31 March, 2023	As at 31 March, 2022
Expected return on plan assets	7.30%	6.41%
Discount rate	7.30%	6.41%
Salary growth rate	7.00%	7.00%
Withdrawal rate (per annum)	15.00%	15.00%
Mortality Rate During Employment	Indian Assured Lives Mortality (2012-14) Urban	Indian Assured Lives Mortality (2012-14) Urban

Sensitivity analysis

The sensitivity of the defined benefit obligation to changes in the weighted principal assumptions is:

(₹ in lakhs)

Particulars	Impact on defined benefit obligation			
	Increase in assumptions		Decrease in assumptions	
	As at 31 March, 2023	As at 31 March, 2022	As at 31 March, 2023	As at 31 March, 2022
Discount rate- Delta Effect of 0.5%	(21.37)	(20.70)	22.32	21.64
Salary growth rate- Delta Effect of 0.5%	10.48	10.47	(10.63)	(10.48)
Attrition Rate- Delta Effect of 0.5%	2.97	2.19	(3.14)	(2.31)

The above sensitivity analysis are based on a change in an assumption while holding all other assumptions constant. In practice, this is unlikely to occur, and changes in some of the assumptions may be correlated. When calculating the sensitivity of the defined benefit obligation to significant actuarial assumptions the same method (present value of the defined benefit obligation calculated with the projected unit credit method at the end of the reporting period) has been applied as when calculating the defined benefit liability recognised in the balance sheet.

The methods and types of assumptions used in preparing the sensitivity analysis did not change compared to the prior period.

Risk exposure

Through its defined benefit plans, the Company is exposed to a number of risks, the most significant of which are detailed below:

Interest Rate Risk

A fall in the discount rate which is linked to the G.Sec. Rate will increase the present value of the liability requiring higher provision. A fall in the discount rate generally increases the mark to market value of the assets depending on the duration of asset.

Investment Risk

The present value of the defined benefit plan liability is calculated using a discount rate which is determined by reference to market yields at the end of the reporting period on government bonds. If the return on plan asset is below this rate, it will create a plan deficit. Currently, for the plan in India, it has a relatively balanced mix of investments in government securities, and other debt instruments.

Salary Risk

The present value of the defined benefit plan liability is calculated by reference to the future salaries of members. As such, an increase in the salary of the members more than assumed level will increase the plan's liability.

Asset Liability Matching Risk

The plan faces the ALM risk as to the matching cash flow. Since the plan is invested in lines of Rule 101 of Income Tax Rules, 1962, this generally reduces ALM risk.

Mortality risk

Since the benefits under the plan is not payable for life time and payable till retirement age only, plan does not have any longevity risk.

Concentration Risk

Plan is having a concentration risk as all the assets are invested with the insurance Company .

Defined benefit liability and employer contributions

Expected contributions to post-employment benefit plans for the year ending 31 March, 2023 are ₹233.03 lakhs

The weighted average duration of the defined benefit obligation is 5 years (31 March, 2022 – 5 years).

Maturity Analysis of the Benefit Payments from the Fund

(₹ in lakhs)

	1st Following Year	2nd Following Year	3rd Following Year	4th Following Year	5th Following Year	Sum of Years 6 To 10
31 March 2023						
Defined benefit obligation (gratuity)	231.63	159.69	145.99	143.25	129.05	459.89
31 March 2022						
Defined benefit obligation (gratuity)	178.99	171.54	148.85	130.21	113.46	403.13



AXIS CAPITAL LIMITED

Notes to standalone financial statements for the year ended 31 March, 2023

40 Maturity analysis of assets and liabilities

The table below shows an analysis of assets and liabilities analysed according to when they are expected to be recovered or settled.

Assets	As at 31 March, 2023			As at 31 March, 2022		
	Within 12 months	After 12 months	Total	Within 12 months	After 12 months	Total
Financials Assets						
Cash and cash equivalents	2,342.30	-	2,342.30	1,783.28	-	1,783.28
Bank balances other than cash and cash equivalents	51,614.67	11,004.77	62,619.44	39,251.47	16,675.69	55,927.16
Trade Receivables	97,923.14	-	97,923.14	1,19,324.48	-	1,19,324.48
Loans	0.88	1.52	2.41	1.82	-	1.82
Investments	5,337.51	43,609.95	48,947.46	4,122.76	49,879.81	54,002.57
Other Financial Assets	444.30	185.54	629.84	465.88	184.75	650.63
Sub-Total	1,57,662.80	54,801.78	2,12,464.58	1,64,949.69	66,740.25	2,31,689.94
Non Financials Assets						
Current Tax Assets (Net)	-	1,111.36	1,111.36	-	672.57	672.57
Property, Plant and Equipment	-	596.09	596.09	-	631.28	631.28
Intangible assets under development	-	49.50	49.50	-	49.50	49.50
Other Intangible assets	-	72.94	72.94	-	93.15	93.15
Other Non- Financial Assets	404.42	112.20	516.62	482.53	34.20	516.73
Sub-Total	404.42	1,942.10	2,346.51	482.53	1,480.70	1,963.23
Total Assets	1,58,067.22	56,743.87	2,14,811.09	1,65,432.22	68,220.95	2,33,653.17

(₹ in lakhs)



AXIS CAPITAL LIMITED

Notes to standalone financial statements for the year ended 31 March, 2023

40 Maturity analysis of assets and liabilities (Contd.)

(₹ in lakhs)

Liabilities	As at			As at		
	31 March, 2023			31 March, 2022		
	Within 12 months	After 12 months	Total	Within 12 months	After 12 months	Total
Financial Liabilities						
Payables						
I) Trade payables						
Dues of micro and small enterprises	-	-	-	17.26	-	17.26
Dues of creditors other than micro and small enterprises	94,981.03	-	94,981.03	1,15,733.68	-	1,15,733.68
II) Other payables						
Dues of micro and small enterprises	-	-	-	-	-	-
Dues of creditors other than micro and small enterprises	-	-	-	97.54	-	97.54
Lease liabilities	48.23	35.33	83.56	49.35	76.07	125.42
Other financial liabilities	26.90	-	26.90	8.57	-	8.57
Sub-Total	95,056.16	35.33	95,091.49	1,15,906.40	76.07	1,15,982.48
Non-Financial Liabilities						
Current tax liabilities(Net)	259.73	-	259.73	112.63	-	112.63
Provisions	3,502.79	-	3,502.79	9,428.16	-	9,428.16
Deferred tax liabilities	-	6,687.90	6,687.90	-	8,302.85	8,302.85
Other non-financial liabilities	1,758.02	-	1,758.02	1,597.49	-	1,597.49
Sub-Total	5,520.54	6,687.90	12,208.44	11,138.27	8,302.85	19,441.13
Total Liabilities	1,00,576.69	6,723.23	1,07,299.93	1,27,044.68	8,378.92	1,35,423.61



AXIS CAPITAL LIMITED

Notes to standalone financial statements for the year ended 31 March, 2023

41 Capital Management

The primary objective of the Company's capital management is to ensure that it maintains an efficient capital structure and maximize shareholder value. The Company manages its capital structure and makes adjustments in light of changes in economic conditions, annual operating plans and long term and other strategic investment plans. In order to maintain or adjust the capital structure, the Company may adjust the amount of dividends paid to shareholders or issue new shares. The Company is not subject to any externally imposed capital requirements. No changes were made in the objectives, policies or processes for managing capital during the year ended March 31, 2023 and March 31, 2022. There is no debt as on reporting date.

42 Events after reporting date

There have been no events after the reporting date that require disclosure in these financial statements.

43 There is no change in liabilities arising from financing activities, as there is no borrowing as on reporting date. The Company has taken no credit facilities during the year other than overdraft and bank guarantees.



44 Related Party Disclosures

As per Indian Accounting Standard on related party disclosures (Ind AS 24), the names of the related parties of the Company are as follows:

A Name of related parties and nature of relationship:

Description of relationship	Name of the related party
Holding Company	Axis Bank Limited ("ABL")
Fellow Subsidiaries with whom transactions have taken during the year	Axis Securities Limited ("ASL")
	Axis Trustee Services Limited ("ATSL")
Subsidiary Company	Axis Capital USA LLC ("ACUL")
Associate of Holding Company	Max Life Insurance Company Limited ("MLICL") (w.e.f. 6th April, 2021)
Key Management Personnel (KMP)	Mr. Amitabh Chaudhry (Chairman)
	Mr. Salil Pitale (Joint Managing Director and Co CEO)
	Mr. Chirag Negandhi (Joint Managing Director and Co CEO)
	Mr. Rajiv Anand (Director)
	Mr. Samir Barua (Independent Director)
	Mr. Bahram Vakil (Independent Director)
	Ms. Sutapa Banerjee (Independent Director)

B Details of related party transactions:

Particulars	Holding Company	Subsidiary Company	Fellow Subsidiary	Associate of Holding Company	Key Management Personnel	(₹ In lakhs)
						Total
Income						
Brokerage Income	6.69	-	-	-	-	6.69
	(9.07)	-	-	-	-	(9.07)
Brokerage Income (ATSL)	-	-	0.60	-	-	0.60
	-	-	(7.59)	-	-	(7.59)
Brokerage Income (MLICL)	-	-	-	255.13	-	255.13
	-	-	-	(377.34)	-	(377.34)
Interest on fixed deposits	766.39	-	-	-	-	766.39
	(999.17)	-	-	-	-	(999.17)
Advisory Income	1,446.57	-	-	-	-	1,446.57
	-	-	-	-	-	-
Dividend received	-	-	-	(353.06)	-	(353.06)
	-	-	-	-	-	-
Expenses						
Remuneration of Key Management Personnel and its relatives#						
Mr. Chirag Negandhi	-	-	-	-	1,240.79	1,240.79
	-	-	-	-	(1,007.32)	(1,007.32)
Mr. Salil Pitale	-	-	-	-	1,240.79	1,240.79
	-	-	-	-	(1,007.83)	(1,007.83)
Reimbursement of expense paid	1,116.64	-	-	-	(0.70)	1,115.94
	(1,141.93)	-	-	-	(0.44)	(1,142.37)
Royalty charges paid	65.91	-	-	-	-	65.91
	(78.11)	-	-	-	-	(78.11)
Chaperoning Services Paid	-	180.63	-	-	-	180.63
	-	(155.00)	-	-	-	(155.00)
Interest expense on overdraft	2.89	-	-	-	-	2.89
	(24.45)	-	-	-	-	(24.45)
Directors' sitting fees	-	-	-	-	51.50	51.50
	-	-	-	-	(41.00)	(41.00)



44 Related Party Disclosures (Contd.)

Expenses (Contd.)						
Particulars	Holding Company	Subsidiary Company	Fellow Subsidiary	Associate of Holding Company	Key Management Personnel	Total
Bank charges	3.37	-	-	-	-	3.37
	(2.50)	-	-	-	-	(2.50)
Demat charges	0.57	-	-	-	-	0.57
	(1.06)	-	-	-	-	(1.06)
Brokerage expense	(24.79)	-	-	-	-	(24.79)
Brokerage expense (ASL)	-	-	183.37	-	-	183.370
	-	-	(121.219)	-	-	(121.22)

Other Transactions						
Dividend paid	(1,984.50)	-	-	-	-	(1,984.50)
Reimbursement of expense received	37.91	-	-	-	-	37.91
Reimbursement of expense received (ATSL)	-	-	(1.97)	-	-	(1.97)
Reimbursement of expense paid (ATSL)	-	-	3.00	-	-	3.00
Purchase of fixed assets	(1.81)	-	-	-	-	(1.81)

Note: Figures in bracket pertain to the previous year.

#Bonus and esop considered in remuneration on payment basis.

As the liabilities for gratuity and leave encashment are provided on an actuarial basis for the Company as a whole, the amounts pertaining to key managerial personnel and relative of key managerial personnel are not included above.

C Key management personnel compensation pertaining to ESOP and other employee benefits:

Particulars	₹ in lakhs	
	For the year ended 31 March, 2023	For the year ended 31 March, 2022
Short Term Employee Benefits/Long term retirement benefits*	-	-
Share Based Payments		
Mr. Chirag Negandhi	8.83	118.08
Mr. Salil Pitale	8.83	118.08
Total	17.66	236.16

* As the liabilities for gratuity and leave encashment are provided on an actuarial basis for the Company as a whole, the amounts pertaining to key managerial personnel and relative of key managerial personnel are not included above.

D Details of balances outstanding for related party transactions:

Name of the related party	Nature of Transaction	₹ in lakhs	
		As at 31 March, 2023	As at 31 March, 2022
Holding Company	Fixed deposit (including interest accrued)	9,739.18	24,529.55
	Equity Share Capital	7,350.00	7,350.00
	Current account	2,340.79	1,774.19
	Overdraft Account Balance*	-	-
	Trade payables	17.35	17.93
	Trade receivable	1,562.29	-
	Other receivable	22.45	-
Subsidiary Company	Trade payable	15.68	12.41
	Investment	495.88	495.88
Associate of Holding Company	Investment**	41,883.85	48,442.35

*Credit line obtained by the Company from Axis Bank Limited is ₹6,400 lakhs (31 March 2022: ₹45,000 lakhs)

**at fair value

E The transactions with related parties are made on terms equivalent to those that prevail in arm's length transactions.



45 Share based payments

2019 - Employee Stock Option Plan

ABL Employee Welfare Trust ("the Trust") in consultation with Axis Bank Limited ("the Holding Company") has granted equity options of Axis Bank Limited to the New Executive employees of the Company under the Employee Stock Option Plan 2019 ("ESOP 2019") with effect from various date as given below to enable the employees of the Company to participate in the future growth and success of the Company. The Holding Company has not charged any cost to the Company relating to ESOPs granted to the employees of the Company.

These options which confer a right but not an obligation on the employee to apply for equity shares of the Holding Company once the terms and conditions set forth in the Employee Stock Option Plan 2019 ("ESOP 2019") and the option agreement have been met. Vesting of options would be subject to continued employment with the Company.

The Company has below share based payment arrangement under ESOP 2019 till 30 April 2022

Particulars	Date of grants	Number of option granted	Exercise price (in ₹)
Grant I	30 August 2019	11,55,000	-
Grant II	6 July 2020	48,000	-
Grant III	1 October 2020	75,000	-
Grant IV	14 November 2020	11,800	-
Grant V	15 March 2021	3,334	-
Grant VI	26 April 2021	20,000	-
Grant VII	26 November 2021	6,000	-
Grant VIII	1 February 2022	7,000	-
Grant IX	3 February 2022	4,250	-

Conditions

Vesting condition Continued employment with the Company and fulfilment of performance parameters

Exercise period Exercisable after vesting period

Method of settlement Equity

Vesting schedule

Particulars	Grant I to IX	Number of Option vested and Exercised	Number of Option expect to be vested
As at 30 April 2020	30% for Grant I	3,39,000	-
As at 30 April 2021	30% for Grant I and 50% of Grant II to IV	3,76,400	-
As at 30 April 2022	40% of Grant I, 50% of Grant II to IV and 100% of Grant V to IX	4,93,984	-

Reconciliation of outstanding employee stock options:

For the year ended 31 March 2023

Particulars	Shares arising out of options	Range of exercise prices (in ₹)	Weighted average exercise price (in ₹)	Weighted average remaining contractual life
Outstanding as at 01 April 2022	4,93,984	-	-	0.08 years
Add: Options granted during the year	-	-	-	-
Less: Options cancelled during the year	-	-	-	-
Less: Options exercised during the year	4,93,984	-	-	-
Options outstanding at 31 March 2023	-	-	-	-
Exercisable options at 31 March 2023	-	-	-	-

For the year ended 31 March 2022

Particulars	Shares arising out of options	Range of exercise prices (in ₹)	Weighted average exercise price (in ₹)	Weighted average remaining contractual life
Outstanding as at 01 April 2021	8,57,134	-	-	0.64 years
Add: Options granted during the year	37,250	-	-	0.68 years
Less: Options cancelled during the year	24,000	-	-	-
Less: Options exercised during the year	3,76,400	-	-	-
Options outstanding at 31 March 2022	4,93,984	-	-	0.08 years
Exercisable options at 31 March 2022	-	-	-	-



45 Share based payments (contd.)

Valuation of stock option

The Company follows fair value based method of accounting as described under Ind AS 102 Share based payments for determining compensation cost for its stock-based compensation scheme. The fair value of each stock options granted during the current year and previous year and the assumptions used in calculating the grant date fair value is mentioned in the table below. The fair value has been calculated by applying Black and Scholes model as valued by an independent valuer.

Particulars	Grant Date	Share Price as on grant date (₹ per share)	Exercise Price (₹ per share)	Expected Volatility Annualised Volatility %	Expected Life In Years	Expected Dividend Dividend Yield %	Risk-free Interest rate (based on Government Bonds)	Fair value of option as on grant date (₹ per share)
Grant I								
Vesting Date 30 April, 2020	30-Aug-19	663.90	-	28.00%	0.67	0.71%	5.87%	660.75
Vesting Date 30 April, 2021	30-Aug-19	663.90	-	28.00%	1.67	0.71%	5.93%	656.07
Vesting Date 30 April, 2022	30-Aug-19	663.90	-	28.00%	2.67	0.71%	6.10%	651.43
Grant II								
Vesting Date 30 April, 2021	06-Jul-20	434.00	-	30.00%	0.82	0.71%	3.72%	431.48
Vesting Date 30 April, 2022	06-Jul-20	434.00	-	30.00%	1.82	0.71%	4.09%	428.43
Grant III								
Vesting Date 30 April, 2021	01-Oct-20	443.70	-	30.00%	0.58	0.71%	3.73%	441.88
Vesting Date 30 April, 2022	01-Oct-20	443.70	-	30.00%	1.58	0.71%	4.31%	438.75
Grant IV								
Vesting Date 30 April, 2021	14-Nov-20	610.35	-	30.00%	0.46	0.71%	3.59%	608.36
Vesting Date 30 April, 2022	14-Nov-20	610.35	-	30.00%	1.46	0.71%	3.59%	604.06
Grant V								
Vesting Date 30 April, 2022	15-Mar-21	744.40	-	30.00%	1.13	0.71%	4.10%	738.45
Grant VI								
Vesting Date 30 April, 2022	26-Apr-21	700.45	-	30.00%	1.01	0.71%	3.76%	695.45
Grant VII								
Vesting Date 30 April, 2022	26-Nov-21	661.75	-	30.00%	0.42	0.71%	4.29%	659.78
Grant VIII								
Vesting Date 30 April, 2022	01-Feb-22	781.90	-	30.00%	0.24	0.71%	4.69%	780.57
Grant IX								
Vesting Date 30 April, 2022	03-Feb-22	799.55	-	30.00%	0.24	0.71%	4.68%	798.19

Summary of Share based payment expense recognised in Statement in Profit and Loss
(₹ in lakhs)

Particulars	For the year ended 31 March, 2023	For the year ended 31 March, 2022
2019 ESOP plan	144.07	1,414.65



AXIS CAPITAL LIMITED

Notes to standalone financial statements for the year ended 31 March, 2023

46 Segment Reporting

Basis of Segment

The Company has a single reporting segment and hence no separate disclosure has been provided. The Jt. Managing Directors and Co-CEOs of the Company have been considered as the chief operating decision maker (CODM).

Additional Disclosure		(₹ in lakhs)	
Disclosure on Geographical Market	For the year ended 31 March , 2023	For the year ended 31 March , 2022	
Revenue from customers outside India	2,425.25	2,532.51	
Revenue from customers within India	41,583.65	49,591.99	
Total	44,008.91	52,124.50	

Information about major customers: No single customer represents 10% or more of the Company's total revenue during the year ended 31 March, 2023 and 31 March, 2022.

- 47 This information is required to be disclosed under "The Micro, Small and Medium Enterprises Development ('MSMED') Act, 2006" that has been determined to the extent such parties have been identified on the basis of information available with the Company. Accordingly, the disclosures relating to amounts unpaid as at the year ended together with interest paid /payable are furnished below:

(₹ in lakhs)		
Particulars	As at March 31, 2023	As at March 31, 2022
(i) Principal amount remaining unpaid to any supplier as at the end of the accounting year	-	17.26
(ii) Interest due thereon remaining unpaid to any supplier as at the end of the accounting year	-	-
(iii) The amount of interest paid along with the amounts of the payment made to the supplier beyond the appointed day	-	-
(iv) The amount of interest due and payable for the year	-	-
(v) The amount of interest accrued and remaining unpaid at the end of the accounting year	-	-
(vi) The amount of further interest due and payable even in the succeeding year, until such date when the interest dues as above are actually paid	-	-
Total	-	17.26

48 Revenue from Contracts with Customers

I Qualitative Disclosures :

a Transaction price allocated to the remaining performance obligations

The Company has elected to apply the practical expedient under Ind AS 115 and does not disclose information about remaining performance obligations that have original expected duration of one year or less.

- b Contract Liability :**An entity's obligation to transfer goods or services to a customer for which the entity has received consideration (or the amount is due) from the customer. Contract Liabilities are recognized as revenue on completing the performance obligation or over a period of time in case of continuing contracts.



48 Revenue from Contracts with Customers (Contd.)

II Quantitative Disclosures:

a The Company has recognised following amounts relating revenue in the Statement of Profit and Loss:

(₹ in lakhs)

Particulars	For the year ended 31 March, 2023	For the year ended 31 March, 2022
Revenue from contracts with customers	44,008.91	52,124.50
Other operating income	-	-
Total Revenue	44,008.91	52,124.50
Impairment loss on receivables	337.64	(41.61)

b Disaggregation of revenue from contracts with customers

In the following table, revenue is disaggregated by major services and timing of revenue recognition:

(₹ in lakhs)

Particulars	For the year ended 31 March, 2023	For the year ended 31 March, 2022
Advisory services and other professional services	21,433.49	33,428.37
Brokerage Income	22,575.41	18,696.13
Total	44,008.91	52,124.50
Timing of revenue recognition		
At a point in time	41,496.66	51,471.97
Over a period of time	2,512.25	652.53
Total	44,008.91	52,124.50

c Contract Balances

The following table provides information about receivables, contract assets and contract liabilities from contracts with customers:

(₹ in lakhs)

Particulars	As at 31 March, 2023	As at 31 March, 2022
Receivables	4,929.29	5,364.43
Contract Liability	3,837.55	6,316.38

Note:- Above Receivables and Contract Liability do not include T+1 trades, since they are settled by custodians.



A Accounting classification and fair values

The following table shows the carrying amounts and fair values of financial assets and financial liabilities, including their levels in the fair value hierarchy.

Financial Assets and Liabilities as at 31 March, 2023	Carrying Amount			Fair Value level wise for instruments measured at Fair value through profit and loss account/Fair value through other comprehensive Income				Total
	Fair value through profit and loss account	Fair value through other comprehensive Income	Amortised Cost	Level 1	Level 2	Level 3	Total	
Financial Assets								
Cash and cash equivalents	-	-	2,342.30	-	-	-	-	-
Bank balances other than cash and cash equivalents	-	-	62,619.44	-	-	-	-	-
Trade Receivables	-	-	97,923.11	-	-	-	-	-
Loans	-	-	2.41	-	-	-	-	-
Investments:								
Mutual funds	5,337.50	1,230.23	-	6,567.73	-	-	-	-
Equity Instruments in unlisted companies (excluding subsidiaries)	-	41,883.85	-	-	-	41,883.85	-	41,883.85
Other Financials Assets	-	-	629.84	-	-	-	-	-
Total	5,337.50	43,114.08	1,63,517.10	6,567.73	-	41,883.85	-	41,883.85
Financial Liabilities								
Payables	-	-	94,981.03	-	-	-	-	-
Trade payables	-	-	-	-	-	-	-	-
Other payables	-	-	83.56	-	-	-	-	-
Lease liabilities	-	-	26.90	-	-	-	-	-
Other financial liabilities	-	-	-	-	-	-	-	-
Total	-	-	95,091.49	-	-	-	-	95,091.49

Note: It does not include fair value information for financial assets and financial liabilities not measured at fair value if the carrying amount is a reasonable approximation of fair value.



Financial Assets and Liabilities as at 31 March, 2022	Carrying Amount				Fair Value level wise for instruments measured at Fair value through profit and loss account/Fair value through other comprehensive Income				Total
	Fair value through profit and loss account	Fair value through other comprehensive Income	Amortised Cost	Total	Level 1	Level 2	Level 3	Total	
Financial Assets									
Cash and cash equivalents	-	-	1,783.28	1,783.28	-	-	-	-	-
Bank balances other than cash and cash equivalents	-	-	55,927.16	55,927.16	-	-	-	-	-
Trade Receivables	-	-	1,19,324.48	1,19,324.48	-	-	-	-	-
Loans	-	-	1.82	1.82	-	-	-	-	-
Investments:									
Mutual funds	4,122.76	941.59	-	5,064.35	5,064.35	-	-	-	-
Equity instruments in unlisted companies (excluding subsidiaries)	-	48,442.35	-	48,442.35	-	-	48,442.35	48,442.35	-
Other Financial Assets									
Total	4,122.76	49,383.94	1,77,687.37	2,31,194.07	5,064.35	-	48,442.35	48,442.35	-
Financial Liabilities									
Payables									
Trade payables	-	-	1,15,750.94	1,15,750.94	-	-	-	-	-
Other payables	-	-	97.54	97.54	-	-	-	-	-
Lease liabilities	-	-	125.42	125.42	-	-	-	-	-
Other financial liabilities									
Total	-	-	1,15,982.47	1,15,982.47	-	-	-	-	-

Note: It does not include fair value information for financial assets and financial liabilities not measured at fair value if the carrying amount is a reasonable approximation of fair value.



49 Fair Value Measurement (Contd.)

Fair value measurements using significant unobservable inputs (level 3)

The following table presents the changes in level 3 financial assets:

Particulars	₹ in lakhs)	
	As at 31 March, 2023	As at 31 March, 2022
Opening balance	48,442.35	12,092.36
Acquisitions during the year	-	-
Disposals during the year	-	-
Fair value gains/(losses) recognised in profit or loss	(6,558.50)	36,349.99
Gains/(losses) recognised in other comprehensive income	41,883.85	48,442.35
Closing balance		

The following table summarises valuation techniques used to determine fair value, fair value measurements using significant unobservable inputs (level 3) and valuation inputs and relationship to fair value:

Nature of the instrument	Fair Value As at March 31, 2023	Fair Value As at March 31, 2022	Fair value hierarchy	Valuation technique(s) and key input(s)	Significant unobservable input(s)	Relationship of unobservable inputs to fair value
Equity Instruments in unlisted companies (excluding subsidiaries)	41,883.85	48,442.35	Level 3	Market Approach - Comparable Companies Method*	Embedded value, revenue, book value is based on latest available financial data.	The estimated fair value would increase (decrease) if the Embedded value, revenue, book value were higher (lower).

*valuation has been considered taking Discount for Lack of Marketability (DLOM) with lock-in period

Sensitivity for instruments:

Nature of the instrument	Fair Value As at March 31, 2023	Significant unobservable inputs	Increase/Decrease in the unobservable input	₹ in lakhs)			
				Sensitivity Impact for the year ended March 31, 2023			
				FV Increase	FV Decrease		
Equity Instruments in unlisted companies (excluding subsidiaries)	Fair value estimated by the management considering current market conditions	Impact estimated by the management considering current market conditions	5%	2,094.19	(2,094.19)	2,422.12	(2,422.12)



Financial assets and financial liabilities measured at amortised cost

Particulars	As at 31 March, 2023		As at 31 March, 2022	
	Amortised Cost	Fair Value	Amortised Cost	Fair Value
Financial Assets				
Cash and cash equivalents	2,342.30	2,342.30	1,783.28	1,783.28
Bank balances other than cash and cash equivalents	62,619.44	62,619.44	55,927.16	55,927.16
Trade Receivables	97,923.11	97,923.11	1,19,324.48	1,19,324.48
Loans	2.41	2.41	1.82	1.82
Other Financials Assets	629.84	629.84	650.63	650.63
Total	1,63,517.10	1,63,517.10	1,77,687.37	1,77,687.37
Financial Liabilities				
Payables				
Trade payables	94,981.03	94,981.03	1,15,750.94	1,15,750.94
Other payables	-	-	97.54	97.54
Lease liabilities	83.56	83.56	125.42	125.42
Other financial liabilities	26.90	26.90	8.57	8.57
Total	95,091.48	95,091.48	1,15,982.48	1,15,982.48

B Measurement of fair value

The following methods and assumptions were used to estimate the fair values:

- The carrying amounts of trade receivables, trade payables, other payables, cash and cash equivalent including other current bank balances and other financial liabilities etc. are considered to be the same as their fair values, due to current and short term nature of such balances.
- Financial instruments with fixed interest rates are evaluated by the Company based on parameters such as interest rates and individual credit worthiness of the counterparty. Based on this evaluation, allowances if required, are taken to account for expected losses of these instruments. Thus, Amortised cost shown in A₁ above, is after adjusting ECL amount.

C Hierarchy of fair values

The fair value of financial instruments as referred to above have been classified into three categories depending on the inputs used in the valuation technique. The hierarchy gives the highest priority to quoted prices in active markets for identical assets or liabilities (Level 1 measurements) and lowest priority to unobservable inputs (Level 3 measurements).

Level 1: Level 1 hierarchy includes financial instruments measured using quoted prices. This includes mutual funds that have quoted price. The fair value of all mutual funds is valued using the closing NAV as at the reporting period.

Level 2: The fair value of financial instruments that are not traded in an active market is determined using valuation techniques which maximise the use of observable market data and rely as little as possible on Company-specific estimates. If all significant inputs required to fair value an instrument are observable, the instrument is included in level 2.

Level 3: If one or more of the significant inputs is not based on observable market data, the instrument is included in level 3.

Level 3 inputs are unobservable inputs for the valuation of assets or liabilities that the Company can access at measurement date. This category includes all instruments for which the valuation technique includes inputs that are not observable and the unobservable inputs have a significant effect on the instrument's valuation.



AXIS CAPITAL LIMITED

Notes to standalone financial statements for the year ended 31 March, 2023

49 Fair Value Measurement (Contd.)

Valuation techniques used to determine fair value

Investments in Mutual Funds

The fair values of investments in mutual funds is based on the net asset value ("NAV") as stated by the issuers of these mutual fund units in the published statements as at Balance Sheet date. NAV represents the price at which the issuer will issue further units of mutual fund and the price at which issuers will redeem such units from the investors.

Investment in Equity Instruments (Classified as level 3)

Fair value has been determined by using the following approaches:

The Company had purchased 3,83,76,257 equity shares having face value of ₹ 10 each of Max Life Insurance Limited at ₹ 31.51 per share on 26 March, 2021 and considered the same as fair value as on 31 March 2021. As on 31 March 2023, the independent valour has valued the same under market approach. The same was categorised at Level 3 as multiples used for valuation are not observable.

Fair value of financial instruments carried at amortised cost

The carrying amount of financial assets and liabilities measured at amortised cost are reasonable approximation of their fair values. Since the Company does not anticipate that the carrying amounts would be significantly different from the values that would eventually be received or settled.

Deposits

The fair value of deposits without defined maturities are the amounts payable on demand. For deposits with defined maturities, the fair values were estimated using discounted cash flow models that apply market interest rates corresponding to similar deposits and timing of maturities.

Transfers between Level 1 and Level 2 and between Level 1 and Level 3

There were no transfers between level 1 and 2 and between Level 1 and Level 3 during the period. The Company's policy is to recognise transfers into and transfers out of fair value hierarchy levels at the end of the reporting period



AXIS CAPITAL LIMITED**Notes to standalone financial statements for the year ended 31 March, 2023****50 Financial Risk Management**

The Company has in place comprehensive risk management policy in order to identify measure, monitor and mitigate various risks pertaining to its business. Along with the risk management policy, an adequate internal control system, commensurate to the size and complexity of its business, is maintained to align with the philosophy of the Company. Together they help in achieving the business goals and objectives consistent with the Company's strategies to prevent inconsistencies and gaps between its policies and practices. The Board of Directors/committees reviews the adequacy and effectiveness of the risk management policy and internal control system. The Company's financial risk management is an integral part of how to plan and execute its business strategies.

The Company has exposure to the following risks arising from financial instruments:

- Credit risk
- Liquidity risk and
- Market risk

A Credit Risk

Credit risk is the risk of financial loss to the Company if a customer or counterparty to a financial instrument fails to meet its contractual obligations, and arises principally from the Company's trade and other receivables. The carrying amounts of financial assets represent the maximum credit risk exposure.

i. Trade and Other Receivables

Trade receivables are typically unsecured and are derived from revenue earned from customers. Credit risk has always been managed by the Company through credit approvals, establishing credit limits and continuously monitoring the creditworthiness of customers to which the Company grants credit terms in the normal course of business.

Summary of the Company's exposure to credit risk by age of the outstanding from various customers is as follows:

Particulars	(₹ in lakhs)	
	As at 31 March, 2023	As at 31 March, 2022
Outstanding for a period not exceeding six months	97,918.80	1,19,034.00
Outstanding for a period exceeding six months	378.37	355.99
Gross Trade Receivables	98,297.17	1,19,389.99
Less: Impairment Loss	374.03	65.51
Net Trade Receivables	97,923.14	1,19,324.48

On account of adoption of Ind AS 109, the Company uses expected credit loss model to assess the impairment loss. The Company computes the expected credit loss allowance as per simplified approach for trade receivables based on available external and internal credit risk factors such as the ageing of its dues, market information about the customer and the Company's historical experience for customers. The Company has used a practical expedient by computing the expected credit loss allowance for trade receivables based on a provision matrix. The provision matrix takes into account historical credit loss experience and is based on the ageing of the receivable days and considering expected recovery.

The Company has assessed credit risk on an individual basis for trade receivables.

The following table summarizes the changes in loss allowances measured using expected credit loss model on trade receivables.

Particulars	(₹ in lakhs)	
	As at 31 March, 2023	As at 31 March, 2022
Opening Provision	65.51	107.12
Provision during the year	611.46	200.25
Reversal of Provision	(302.94)	(241.86)
Closing Provision	374.03	65.51

ii. Cash and bank balances

The Company held cash and cash equivalent and other bank balance of ₹64,961.75 lakhs at 31 March, 2023 (₹57,710.44 lakhs at 31 March, 2022). The same are held with bank and financial institution counterparties with good credit rating. Also, the Company invests its short term surplus funds in bank fixed deposit which carry no market risks for short duration, therefore does not expose the Company to credit risk.



50 Financial Risk Management (Contd.)

iii. Loans

The Company has given loans to their staff and the Company does not foresee any credit risk. Hence, no impairment provision is made.

iv. Other Financial Assets

Other Financial Assets majorly consists of OPE recoverable from the clients . Provision for Impairment Loss for 31 March, 2023 - ₹Nil (31 March, 2022 - ₹Nil)

v. Current tax assets

The company has tax credit in the books. The Company has made Provision for impairment loss of tax credit receivable amounting to Rs. 29.11 lakhs as on 31 March 2023 (₹ Nil as on 31 March 2022)

B Liquidity risk

Liquidity risk is the risk that the Company will encounter difficulty in meeting the obligations associated with its financial liabilities that are settled by delivering cash or another financial asset. The Company's approach to managing liquidity is to ensure, as far as possible, that it will have sufficient liquidity to meet its liabilities when they are due, under both normal and stressed conditions, without incurring unacceptable losses or risking damage to the Company's reputation. Management monitors rolling forecasts of the Company's liquidity position and cash and cash equivalents on the basis of expected cash flows.

(i) Maturities of financial liabilities

The following are the remaining contractual maturities of financial liabilities at the reporting date. The amounts are gross and undiscounted, and include contractual interest payments.

(₹ in lakhs)

Contractual maturities of financial liabilities 31 March, 2023	1 year or less	1-3 years	More than 3 years	Total
Payables				
Trade payables	94,981.03	-	-	94,981.03
Other payables	-	-	-	-
Lease liabilities	51.90	35.96	-	87.85
Other financial liabilities	26.90	-	-	26.90
Total	95,059.82	35.96	-	95,095.77

(₹ in lakhs)

Contractual maturities of financial liabilities 31 March, 2022	1 year or less	1-3 years	More than 3 years	Total
Payables				
Trade payables	1,15,750.94	-	-	1,15,750.94
Other payables	97.54	-	-	97.54
Lease liabilities	48.96	87.85	-	136.81
Other financial liabilities	8.57	-	-	8.57
Total	1,15,906.01	87.85	-	1,15,993.86



50 Financial Risk Management (Contd.)

C Market Risk

Market risk is the risk that changes in market prices – such as foreign exchange rates, interest rates and equity prices – will affect the Company’s income or the value of its holdings of financial instruments. The objective of market risk management is to manage and control market risk exposures within acceptable parameters, while optimising the return. The Company’s exposure to, and management of, these risks is explained below.

(i) Foreign currency risk

The Company is exposed to currency risk on account of its trade receivables, trade payable, bank balances and advances in foreign currency. The functional currency of the Company is Indian Rupee.

Exposure to currency risk

The currency profile of financial assets and financial liabilities are as below:

Particulars	(₹ in lakhs)	
	As at 31 March, 2023	As at 31 March, 2022
Trade and Other Receivables	61.88	342.43
Trade and Other Payable	97.37	58.38
Bank Balances	32.23	80.81
Advances	5.94	3.70

Year End Spot Rates

Particulars	As at 31 March, 2023	As at 31 March, 2022
INR per USD	82.18	75.79
INR per GBP	101.64	99.42
INR per SGD	61.81	55.96
INR per HKD	10.47	9.68

The Company has not hedged its risk related to outstanding exposure in foreign currency as the same are short term in nature and not material.

Sensitivity analysis

A reasonably possible strengthening (weakening) of the Indian Rupee against the foreign currencies at March 31 would have affected the measurement of financial instruments denominated in foreign currencies and affected profit or loss by the amounts shown below. This analysis assumes that all other variables, in particular interest rates, remain constant and ignores any impact of sales.

Sensitivity analysis of 1% change in exchange rate at the end of reporting period:

Particulars	(₹ in lakhs)	
	Foreign Currency Exposure (In lakhs)	
	March 31, 2023	March 31, 2022
1% Depreciation in INR-Impact on Profit and Loss/Equity	0.03	3.69
1% Appreciation in INR-Impact on Profit and Loss/Equity	(0.03)	(3.69)

(ii) Interest rate risk

Interest rate risk is the risk that the fair value or future cashflows of a financial instrument will fluctuate because of changes in market interest rates. The Company’s exposure to the risk of changes in market interest rates relates primarily to the Company’s long term debt obligation at floating interest rates. The Company’s fixed rate borrowings are carried at amortised cost. They are therefore not subject to interest rate risk as defined in Ind AS 107, since neither the carrying amount nor the future cash flows will fluctuate because of a change in market interest rates.



AXIS CAPITAL LIMITED

Notes to standalone financial statements for the year ended 31 March, 2023

50 Financial Risk Management (Contd.)

Interest rate risk exposure

The exposure of the Company's borrowing to interest rate changes at the end of the reporting period are as follows:

Particulars	(₹ in lakhs)	
	As at 31 March, 2023	As at 31 March, 2022
Floating rate borrowings	-	-

(iii) Price Risk

The Company's exposure to mutual fund price risk arises from investments held by the Company and classified in the balance sheet at fair value through profit or loss and fair value through other comprehensive income. Since the mutual fund are highly liquid debt oriented funds company does not have a material price risk exposure. Company is also exposed to market risk, liquidity risk, credit risk, Interest Rate risk from investment in Structured Credit AIF- Series I (close ended fund) with lock-in period of 4 years and can be extended to further 2 additional one year periods, in accordance with the provisions of the Regulations.

The Equity Instruments in unlisted companies have been valued using quoted prices for instruments in an active market using the market approach. It has price risk exposure. Please refer note 49 for Sensitivity for instruments.

Other Risk - Impact of COVID -19

The management believes that the financial assets are good and recoverable and there is no impact of COVID 19 on these balances as 31 March 2023. Please also refer note 67.



AXIS CAPITAL LIMITED

Notes to standalone financial statements for the year ended 31 March, 2023

51 The Company has received margin money in the form of securities from the clients in the normal course of business which are either pledged in favour of the Company or are transferred to the Company's Depository Participant account. Such securities are kept by the Company in a separate Depository Participant account maintained by the Company for all such purposes. However, with effect from 01 August 2020, as per SEBI circulars issued on margin obligations to be given by way of Pledge/ Re-pledge in the Depository System, clients don't transfer their shares in brokers' pool account. Clients raise a pledge request with their depository participants in favour of Trading/Clearing Member who in turn re-pledges the same with clearing corporation with whom broker member is registered. Hence, there is no requirement to be pledge shares in favour of the Company or transfer to Company's pool account for margin purpose.

52 Disclosure related to Leases

A Additions to Right to Use

(₹ in lakhs)

Particulars	As at	As at
	31 March, 2023	31 March, 2022
Lease hold Property	-	138.33

B Carrying value of right of use assets

(₹ in lakhs)

Particulars	As at	As at
	31 March, 2023	31 March, 2022
Balance at the beginning of the year	122.96	35.21
Additions	-	138.33
Depreciation charge for the year	46.11	50.58
Balance at the end of the year	76.85	122.96

C Lease Liability

(₹ in lakhs)

Particulars	As at	As at
	31 March, 2023	31 March, 2022
Balance at the beginning of the year	125.42	38.40
Additions	-	138.33
Finance cost accrued during the period	7.10	4.03
Deletions	-	-
Payment of Lease Liabilities	48.96	55.34
Balance at the end of the year	83.56	125.42



52 Disclosure related to Leases (Contd.)

D Maturity analysis of lease liabilities

(₹ in lakhs)

Maturity analysis – contractual undiscounted cash flows	As at 31 March, 2023	As at 31 March, 2022
Less than one year	51.90	48.96
One to five years	35.96	87.85
More than five years	-	-
Total undiscounted lease liabilities at 31 March	87.86	136.81
Lease liabilities included in the statement of financial position at the year ended	83.56	125.42

E Amounts recognised in statement of profit or loss

(₹ in lakhs)

Particulars	For the year ended 31 March, 2023	For the year ended 31 March, 2022
Interest on lease liabilities	7.10	4.03
Expenses relating to short-term leases	589.79	558.05
Expenses relating to leases of low-value assets	0.67	0.87
Total	597.56	562.95

F Amounts recognised in the statement of cash flows

(₹ in lakhs)

Particulars	For the year ended 31 March, 2023	For the year ended 31 March, 2022
Operating Activity	632.32	610.22
Financial Activity	7.10	4.03
Total Cash outflow for leases	639.42	614.24

The discounting rate of 9% has been applied to lease liabilities. Lease contract for premises was renewed on December 01, 2021 discounting rate of 7% has been applied for the same and recognised in the balance sheet as at the reporting date.

The Company does not face a significant liquidity risk with regard to its lease liabilities as the assets are sufficient to meet the obligations related to lease liabilities as and when they fall due.



AXIS CAPITAL LIMITED

Notes to standalone financial statements for the year ended 31 March, 2023

53 Capital-Work-in Progress (CWIP)

There is no Capital-Work-in Progress (CWIP) as on reporting date. Hence, disclosures with respect of CWIP are not applicable.

54 Intangible assets under development:

(a) Intangible assets under development aging schedule

As at 31 March 2023 (₹ in lakhs)

Intangible assets under development	Amount in Intangible assets under development for a period of				Total
	Less than 1 year	1-2 years	2-3 years	More than 3 years	
Projects in progress	-	49.50	-	-	49.50
Projects temporarily suspended	-	-	-	-	-

As at 31 March 2022 (₹ in lakhs)

Intangible assets under development	Amount in Intangible assets under development for a period of				Total
	Less than 1 year	1-2 years	2-3 years	More than 3 years	
Projects in progress	49.50	-	-	-	49.50
Projects temporarily suspended	-	-	-	-	-

(b) Intangible Assets under development Ageing where completion is overdue or has exceeded its cost compared to its original plan

As at 31 March 2023 (₹ in lakhs)

Intangible assets under development	To be completed in				Total
	Less than 1 year	1-2 years	2-3 years	More than 3 years	
Projects in progress	49.50	-	-	-	49.50
Projects temporarily suspended	-	-	-	-	-

As at 31 March 2022 (₹ in lakhs)

Intangible assets under development	To be completed in				Total
	Less than 1 year	1-2 years	2-3 years	More than 3 years	
Projects in progress	-	49.50	-	-	49.50
Projects temporarily suspended	-	-	-	-	-



55 Trade receivables ageing schedule

As at 31 March 2023 (₹ in lakhs)

Particulars	Outstanding for following periods from due date of payment					
	Less than 6 months	6 months - 1 year	1-2 years	2-3 years	More than 3 years	Total
(i) Undisputed Trade receivables – considered good	97,918.80	-	-	-	-	97,918.80
(ii) Undisputed Trade Receivables – which have significant increase in credit risk	-	8.68	31.66	285.11	4.62	330.07
(iii) Undisputed Trade Receivables – credit impaired	-	-	-	-	48.30	48.30
(iv) Disputed Trade receivables – considered good	-	-	-	-	-	-
(v) Disputed Trade Receivables – which have significant increase in credit risk	-	-	-	-	-	-
(vi) Disputed Trade Receivables – credit impaired	-	-	-	-	-	-
(vii) Unbilled Trade Receivable	-	-	-	-	-	-
Total Trade receivables	97,918.80	8.68	31.66	285.11	52.92	98,297.17
Less: Impairment loss allowance	-	(4.34)	(31.66)	(285.11)	(52.92)	(374.03)
Net Trade receivables	97,918.80	4.34	-	-	-	97,923.14

As at 31 March 2022 (₹ in lakhs)

Particulars	Outstanding for following periods from due date of payment					
	Less than 6 months	6 months - 1 year	1-2 years	2-3 years	More than 3 years	Total
(i) Undisputed Trade receivables – considered good	1,19,034.00	-	281.50	-	-	1,19,315.50
(ii) Undisputed Trade Receivables – which have significant increase in credit risk	-	17.96	-	-	-	17.96
(iii) Undisputed Trade Receivables – credit impaired	-	-	3.61	-	52.92	56.53
(iv) Disputed Trade receivables – considered good	-	-	-	-	-	-
(v) Disputed Trade Receivables – which have significant increase in credit risk	-	-	-	-	-	-
(vi) Disputed Trade Receivables – credit impaired	-	-	-	-	-	-
(vii) Unbilled Trade Receivable - Considered good	-	-	-	-	-	-
Total Trade receivables	1,19,034.00	17.96	285.11	-	52.92	1,19,389.99
Less: Impairment loss allowance	-	(8.98)	(3.61)	-	(52.92)	(65.51)
Net Trade receivables	1,19,034.00	8.98	281.50	-	-0.00	1,19,324.48



PITAL LIMITED

ments for the year ended 31 March, 2023

56 Trade Payables ageing schedule

As at 31 March 2023 (₹ in lakhs)

Particulars	Outstanding for following periods from due date of payment					
	Less than 6 months	6 months - 1 year	1-2 years	2-3 years	More than 3 years	Total
(i) MSME - Undisputed	-	-	-	-	-	-
(ii) Others - Undisputed	94,888.71	0.003	89.93	-	2.39	94,981.03
(iii) MSME - Undisputed	-	-	-	-	-	-
(iv) Others - Undisputed	-	-	-	-	-	-
(v) Unbilled dues - Others	-	-	-	-	-	-
Total Trade payable	94,888.71	0.00	89.93	-	2.39	94,981.03

As at 31 March 2022 (₹ in lakhs)

Particulars	Outstanding for following periods from due date of payment					
	Less than 6 months	6 months - 1 year	1-2 years	2-3 years	More than 3 years	Total
(i) MSME - Undisputed	17.26	-	-	-	-	17.26
(ii) Others - Undisputed	1,15,705.44	23.91	-	2.39	1.93	1,15,733.67
(iii) MSME - Undisputed	-	-	-	-	-	-
(iv) Others - Undisputed	-	-	-	-	-	-
(v) Unbilled dues - Others	-	-	-	-	-	-
Total Trade payable	1,15,722.70	23.91	-	2.39	1.93	1,15,750.93



AXIS CAPITAL LIMITED

Notes to standalone financial statements for the year ended 31 March, 2023

57 Ratios disclosure

Ratio	For the year ended 31 March, 2023	For the year ended 31 March, 2022	Explanation for change in the ratio by more than 25% as compared to the preceding year
(a) Capital to risk-weighted assets ratio (CRAR)	NA	NA	NA
(b) Tier I CRAR	NA	NA	NA
(c) Tier II CRAR	NA	NA	NA
(d) Liquidity Coverage Ratio	NA	NA	NA

58 Details of Benami Property held

The Company do not have any Benami property, where any proceeding has been initiated or pending against the Company for holding Benami Property.

59 Willful Defaulter

The Company is not declared as willful defaulter by any bank or financial institution or other lender.

60 Relationship with struck off Companies

The Company has balance with the below-mentioned companies struck off under section 248 of Companies Act, 2013 or section 560 of Companies Act, 1956:

Name of struck off Company	Nature of transactions with struck-off Company	Balance outstanding		Relationship with the Struck off company, if any, to be disclosed
		As at 31 March, 2023	As at 31 March, 2022	
Prabhat Financial Services Private Limited	Brokerage paid	-	-	None

61 Compliance with number of layers of companies

The Company has a subsidiary as per the provision of Section 2 clause 87 of the Act, read with Companies (Restriction on number of Layer) Rules 2017. The Company has not violated these provision.

62 Utilisation of Borrowed funds and share premium

- (a) The Company has not advanced or loaned or invested (either from borrowed funds or share premium or any other sources or kind of funds) to or in any other person or entity, including foreign entity ("intermediaries"), with the understanding, whether recorded in writing or otherwise, that the intermediary shall, whether, directly or indirectly lend or invested in other person or entities identified in any manner whatsoever by or on behalf of the company ("Ultimate beneficiaries") or provide any guarantee, security or the like on behalf of the ultimate Beneficiaries.
- (b) The Company has not received any fund from any person(s) or entity(ies), including foreign entities (Funding Party) with the understanding (whether recorded in writing or otherwise) that the Company shall directly or indirectly lend or invest in other persons or entities identified in any manner whatsoever by or on behalf of the Funding Party (Ultimate Beneficiaries) or provide any guarantee, security or the like on behalf of the Ultimate Beneficiaries.

63 Undisclosed income

The Company has not surrendered or disclosed any transaction, previously unrecorded in the books of account, in the tax assessments under the Income Tax Act, 1961 as income during the year.

64 Crypto Currency or virtual currency

The Company has not traded or invested in Crypto currency or in Virtual currency during the current and previous financial year.

65 Quarterly returns or statements of current assets filed by the Company with banks or financial institutions

Company has availed overdraft facilities against book debts from banks. But it has not utilized during the year. Hence quarterly returns or statements of current assets were not required to file with banks.



AXIS CAPITAL LIMITED

Notes to standalone financial statements for the year ended 31 March, 2023

66 In compliance with Ind AS 27 " Separate Financial Statements" the required information is as under:

Name of entity	Principal place of business/ country of origin	subsidiary/ associate/ Joint Venture	Percentage of ownership	
			Interest as on	
			31 March 2023	31 March 2022
Axis Capital USA LLC	Delaware, United States of America	Subsidiary	100 %	100 %

67 As the global pandemic COVID-19 continues to spread, the Indian government announced lockdown across the country to contain the spread of the virus. Currently, India is emerging from the after effect of COVID-19 virus, a global pandemic that affected the world economy over the last two years. The management has assessed the internal and external information upto the date of approval of these financial statements and concluded that there is no material impact of COVID-19 on the Company's financials for year ended 31 March 2023.




AXIS CAPITAL LIMITED

Notes to standalone financial statements for the year ended 31 March, 2023

- 68 The Company has complied with the Rule 3 of Companies (Accounts) Rules, 2014 amended on August 5, 2022 relating to maintenance of electronic books of account and other relevant books and papers. The Company's books of accounts and relevant books and papers are accessible in India at all times and backup of accounts and other relevant books and papers are maintained in electronic mode within India and kept in servers physically located in India on daily basis.
- 69 There is no immovable property (other than properties where the Company is the lessee and the lease agreements are duly executed in favour of the lessee), held by the Company.
- 70 During the year the Company has not granted any loans or advances in the nature of loans to promoters, directors, KMPs and the related parties (as defined under the Companies Act, 2013), either severally or jointly with any other person.
- 71 The Company has not revalued its Property, Plant and Equipment (including Right of use assets) or intangible assets during the year ended March 31, 2023.
- 72 During the year, the Company has not declared or paid any dividend.
- 73 Figures for the previous year have been regrouped/reclassified/rearranged wherever necessary to make them comparable to those for the current year.

As per report of even date
For S. R. Batliboi & Co. LLP
Chartered Accountants
ICAI Firm Registration No. 301003E / E300005



Jitendra H. Ranawat
Partner

Membership No. :- 103380


Place: Mumbai
Date: 17 April 2023




For and on behalf of the Board of Directors


Amitabh Chaudhry
Chairman
DIN No. :- 0531120


Sali Pitale
Jt. MD and Co-CEO
DIN No. :- 07824218


Chirag Negandhi
Jt. MD and Co-CEO
DIN No. :- 06988113


Neelesh Baheti
Chief Financial Officer


M. Natarajan
Company Secretary

Place: Mumbai

Date: 17 April 2023



Consolidated Financial Statements
for the year ended 31 March 2023

AXIS CAPITAL LIMITED

Registered Office:
Axis House, 8th Floor
Wadia International Centre
Pandurang Budhkar Marg, Worli - 400025
Mumbai, Maharashtra

INDEPENDENT AUDITOR'S REPORT

To the Members of Axis Capital Limited

Report on the Audit of the Consolidated Financial Statements**Opinion**

We have audited the accompanying consolidated financial statements of Axis Capital Limited (hereinafter referred to as "the Holding Company"), its subsidiary (the Holding Company and its subsidiary together referred to as "the Group") comprising of the consolidated Balance sheet as at March 31 2023, the consolidated Statement of Profit and Loss, including other comprehensive income, the consolidated Cash Flow Statement and the consolidated Statement of Changes in Equity for the year then ended, and notes to the consolidated financial statements, including a summary of significant accounting policies and other explanatory information (hereinafter referred to as "the consolidated financial statements").

In our opinion and to the best of our information and according to the explanations given to us and on the other financial information of the subsidiary, the aforesaid consolidated financial statements give the information required by the Companies Act, 2013, as amended ("the Act") in the manner so required and give a true and fair view in conformity with the accounting principles generally accepted in India, of the consolidated state of affairs of the Group as at March 31, 2023, their consolidated profit including other comprehensive loss, their consolidated cash flows and the consolidated statement of changes in equity for the year ended on that date.

Basis for Opinion

We conducted our audit of the consolidated financial statements in accordance with the Standards on Auditing (SAs), as specified under section 143(10) of the Act. Our responsibilities under those Standards are further described in the 'Auditor's Responsibilities for the Audit of the Consolidated Financial Statements' section of our report. We are independent of the Group in accordance with the 'Code of Ethics' issued by the Institute of Chartered Accountants of India together with the ethical requirements that are relevant to our audit of the financial statements under the provisions of the Act and the Rules thereunder, and we have fulfilled our other ethical responsibilities in accordance with these requirements and the Code of Ethics. We believe that the audit evidence we have obtained is sufficient and appropriate to provide a basis for our audit opinion on the consolidated financial statements.

Other Information

The Holding Company's Board of Directors is responsible for the other information. The other information comprises the information included in the Director's Report, but does not include the consolidated financial statements and our auditor's report thereon.



Our opinion on the consolidated financial statements does not cover the other information and we do not express any form of assurance conclusion thereon.

In connection with our audit of the consolidated financial statements, our responsibility is to read the other information and, in doing so, consider whether such other information is materially inconsistent with the consolidated financial statements or our knowledge obtained in the audit or otherwise appears to be materially misstated. If, based on the work we have performed, we conclude that there is a material misstatement of this other information, we are required to report that fact. We have nothing to report in this regard.

Responsibilities of Management for the Consolidated Financial Statements

The Holding Company's Board of Directors is responsible for the preparation and presentation of these consolidated financial statements in terms of the requirements of the Act that give a true and fair view of the consolidated financial position, consolidated financial performance including other comprehensive income, consolidated cash flows and consolidated statement of changes in equity of the Group in accordance with the accounting principles generally accepted in India, including the Indian Accounting Standards (Ind AS) specified under section 133 of the Act read with the Companies (Indian Accounting Standards) Rules, 2015, as amended. The respective Board of Directors of the companies included in the Group are responsible for maintenance of adequate accounting records in accordance with the provisions of the Act for safeguarding of the assets of their respective company(ies) and for preventing and detecting frauds and other irregularities; selection and application of appropriate accounting policies; making judgments and estimates that are reasonable and prudent; and the design, implementation and maintenance of adequate internal financial controls, that were operating effectively for ensuring the accuracy and completeness of the accounting records, relevant to the preparation and presentation of the consolidated financial statements that give a true and fair view and are free from material misstatement, whether due to fraud or error, which have been used for the purpose of preparation of the consolidated financial statements by the Directors of the Holding Company, as aforesaid.

In preparing the consolidated financial statements, the respective Board of Directors of the companies included in the Group are responsible for assessing the ability of the Group to continue as a going concern, disclosing, as applicable, matters related to going concern and using the going concern basis of accounting unless management either intends to liquidate the Group or to cease operations, or has no realistic alternative but to do so.

Those respective Board of Directors of the companies included in the Group are also responsible for overseeing the financial reporting process of the Group.

Auditor's Responsibilities for the Audit of the Consolidated Financial Statements

Our objectives are to obtain reasonable assurance about whether the consolidated



financial statements as a whole are free from material misstatement, whether due to fraud or error, and to issue an auditor's report that includes our opinion. Reasonable assurance is a high level of assurance, but is not a guarantee that an audit conducted in accordance with SAs will always detect a material misstatement when it exists. Misstatements can arise from fraud or error and are considered material if, individually or in the aggregate, they could reasonably be expected to influence the economic decisions of users taken on the basis of these consolidated financial statements.

As part of an audit in accordance with SAs, we exercise professional judgment and maintain professional skepticism throughout the audit. We also:

- ▶ Identify and assess the risks of material misstatement of the consolidated financial statements, whether due to fraud or error, design and perform audit procedures responsive to those risks, and obtain audit evidence that is sufficient and appropriate to provide a basis for our opinion. The risk of not detecting a material misstatement resulting from fraud is higher than for one resulting from error, as fraud may involve collusion, forgery, intentional omissions, misrepresentations, or the override of internal control.
- ▶ Obtain an understanding of internal control relevant to the audit in order to design audit procedures that are appropriate in the circumstances. Under section 143(3)(i) of the Act, we are also responsible for expressing our opinion on whether the Holding Company has adequate internal financial controls with reference to financial statements in place and the operating effectiveness of such controls.
- ▶ Evaluate the appropriateness of accounting policies used and the reasonableness of accounting estimates and related disclosures made by management.
- ▶ Conclude on the appropriateness of management's use of the going concern basis of accounting and, based on the audit evidence obtained, whether a material uncertainty exists related to events or conditions that may cast significant doubt on the ability of the Group to continue as a going concern. If we conclude that a material uncertainty exists, we are required to draw attention in our auditor's report to the related disclosures in the consolidated financial statements or, if such disclosures are inadequate, to modify our opinion. Our conclusions are based on the audit evidence obtained up to the date of our auditor's report. However, future events or conditions may cause the Group to cease to continue as a going concern.
- ▶ Evaluate the overall presentation, structure and content of the consolidated financial statements, including the disclosures, and whether the consolidated financial statements represent the underlying transactions and events in a manner that achieves fair presentation.
- ▶ Obtain sufficient appropriate audit evidence regarding the financial information of the entities or business activities within the Group of which we are the independent auditors, to express an opinion on the consolidated financial statements. We are responsible for the direction, supervision and performance of the audit of the financial statements of such entities included in the consolidated financial statements of which we are the independent auditors. For the other entities included



in the consolidated financial statements, which have been audited by other auditors, such other auditors remain responsible for the direction, supervision and performance of the audits carried out by them. We remain solely responsible for our audit opinion.

We communicate with those charged with governance of the Holding Company and such other entities included in the consolidated financial statements of which we are the independent auditors regarding, among other matters, the planned scope and timing of the audit and significant audit findings, including any significant deficiencies in internal control that we identify during our audit.

We also provide those charged with governance with a statement that we have complied with relevant ethical requirements regarding independence, and to communicate with them all relationships and other matters that may reasonably be thought to bear on our independence, and where applicable, related safeguards.

Other Matter

- (a) The consolidated financial statements of the Company for the year ended March 31, 2022, included in these consolidated financial statements, have been audited by the predecessor auditor who expressed an unmodified opinion on those statements on April 15, 2022.
- (b) The accompanying consolidated financial statements include unaudited financial statements and other unaudited financial information in respect of a subsidiary, whose financial statements and other financial information reflect total assets of Rs 490.54 lakhs as at March 31, 2023, and total revenues of Rs 185.51 lakhs and net cash inflows of Rs 47.34 lakhs for the year ended on that date. These unaudited financial statements and other unaudited financial information have been furnished to us by the management. Our opinion, in so far as it relates amounts and disclosures included in respect of this subsidiary, and our report in terms of sub-sections (3) of Section 143 of the Act in so far as it relates to the aforesaid subsidiary, is based solely on such unaudited financial statements and other unaudited financial information. In our opinion and according to the information and explanations given to us by the Management, these financial statements and other financial information are not material to the Group.

Our opinion above on the consolidated financial statements, and our report on Other Legal and Regulatory Requirements below, is not modified in respect of the above matters with respect to our reliance on the work done and the reports of the other auditors and the financial statements and other financial information certified by the Management.

Report on Other Legal and Regulatory Requirements

1. As required by the Companies (Auditor's Report) Order, 2020 ("the Order"), issued by the Central Government of India in terms of sub-section (11) of section 143 of the Act,



based on our audit as noted in the 'Other Matter' paragraph we give in the "Annexure 1" a statement on the matters specified in paragraph 3(xxi) of the Order.

2. As required by Section 143(3) of the Act, based on our audit and the other financial information of subsidiary, as noted in the 'other matter' paragraph we report, to the extent applicable, that:
 - (a) We obtained all the information and explanations which to the best of our knowledge and belief were necessary for the purposes of our audit of the aforesaid consolidated financial statements;
 - (b) In our opinion, proper books of account as required by law relating to preparation of the aforesaid consolidation of the financial statements have been kept so far as it appears from our examination of those books and reports of the other auditors;
 - (c) The Consolidated Balance Sheet, the Consolidated Statement of Profit and Loss including the Statement of Other Comprehensive Income, the Consolidated Cash Flow Statement and Consolidated Statement of Changes in Equity dealt with by this Report are in agreement with the books of account maintained for the purpose of preparation of the consolidated financial statements;
 - (d) In our opinion, the aforesaid consolidated financial statements comply with the Accounting Standards specified under Section 133 of the Act, read with Companies (Indian Accounting Standards) Rules, 2015, as amended;
 - (e) On the basis of the written representations received from the directors of the Holding Company as on March 31, 2023 taken on record by the Board of Directors of the Holding Company, none of the directors of the Group's company is disqualified as on March 31, 2023 from being appointed as a director in terms of Section 164 (2) of the Act;
 - (f) With respect to the adequacy of the internal financial controls with reference to consolidated financial statements of the Holding Company and the operating effectiveness of such controls, refer to our separate Report in "Annexure 2" to this report;
 - (g) In our opinion, the managerial remuneration for the year ended March 31, 2023 has been paid / provided by the Holding Company to their directors in accordance with the provisions of section 197 read with Schedule V to the Act;
 - (h) With respect to the other matters to be included in the Auditor's Report in accordance with Rule 11 of the Companies (Audit and Auditors) Rules, 2014, as amended, in our opinion and to the best of our information and according to the explanations given to us and based on other financial information of the subsidiary, as noted in the 'Other matter' paragraph:



- i. The consolidated financial statements disclose the impact of pending litigations on its consolidated financial position of the Group in its consolidated financial statements - Refer Note 35 to the consolidated financial statements;
- ii. The Group did not have any material foreseeable losses in long-term contracts including derivative contracts during the year ended March 31, 2023;
- iii. There were no amounts which were required to be transferred to the Investor Education and Protection Fund by the Holding Company, its subsidiary, incorporated in India during the year ended March 31, 2023.
- iv.
 - a) The respective managements of the Holding Company have represented to us that, to the best of its knowledge and belief, other than as disclosed in the note 63 (a) to the consolidated financial statements, no funds have been advanced or loaned or invested (either from borrowed funds or share premium or any other sources or kind of funds) by the Holding Company to or in any other person(s) or entity(ies), including foreign entities ("Intermediaries"), with the understanding, whether recorded in writing or otherwise, that the Intermediary shall, whether, directly or indirectly lend or invest in other persons or entities identified in any manner whatsoever by or on behalf of the respective Holding Company ("Ultimate Beneficiaries") or provide any guarantee, security or the like on behalf of the Ultimate Beneficiaries;
 - b) The respective managements of the Holding Company have represented to us that, to the best of its knowledge and belief, other than as disclosed in the note 63 (b) to the consolidated financial statements, no funds have been received by the respective Holding Company from any person(s) or entity(ies), including foreign entities ("Funding Parties"), with the understanding, whether recorded in writing or otherwise, that the Holding Company shall, whether, directly or indirectly, lend or invest in other persons or entities identified in any manner whatsoever by or on behalf of the Funding Party ("Ultimate Beneficiaries") or provide any guarantee, security or the like on behalf of the Ultimate Beneficiaries; and
 - c) Based on the audit procedures that have been considered reasonable and appropriate in the circumstances performed by us, nothing has come to our or other auditor's notice that has caused us or the other auditors to believe that the representations under sub-clause (a) and (b) contain any material mis-statement.
- v. No dividend has been declared or paid during the year by the Holding Company.



S.R. BATLIBOI & Co. LLP


Chartered Accountants

- vi. As proviso to Rule 3(1) of the Companies (Accounts) Rules, 2014 is applicable only w.e.f. April 1, 2023 for the Holding Company, hence reporting under this clause is not applicable.

For **S.R. Batliboi & Co. LLP**

Chartered Accountants

ICAI Firm Registration Number: 301003E/E300005



per **Jitendra H. Ranawat**

Partner

Membership Number: 103380

UDIN: 23103380BGXLM11390

Place of Signature: Mumbai

Date: April 17, 2023



S.R. BATLIBOI & Co. LLP

Chartered Accountants

Annexure 1 referred to in paragraph 1 under the heading "Report on other legal and regulatory requirements" of our report of even date

Re: Axis Capital Limited

There are no qualifications or adverse remarks by the respective auditors in the Companies (Auditors Report) Order ("CARO") reports of the companies included in the consolidated financial statements. Accordingly, the requirement to report on clause 3(xxi) of the Order is not applicable to the Holding Company.

The report of the subsidiary included in the consolidated financial statements has not issued by its auditor till the date of our auditor's report.

For S.R. Batliboi & Co. LLP

Chartered Accountants

ICAI Firm Registration Number: 301003E/E300005



per Jitendra H. Ranawat

Partner

Membership Number: 103380

UDIN: 23103380BGXLM11390

Place of Signature: Mumbai

Date: April 17, 2023



ANNEXURE TO THE INDEPENDENT AUDITOR'S REPORT OF EVEN DATE ON THE CONSOLIDATED FINANCIAL STATEMENTS OF AXIS CAPITAL LIMITED

Report on the Internal Financial Controls under Clause (i) of Sub-section 3 of Section 143 of the Companies Act, 2013 ("the Act")

In conjunction with our audit of the consolidated financial statements of Axis Capital Limited (hereinafter referred to as the "Holding Company") as of and for the year ended March 31, 2023, we have audited the internal financial controls with reference to consolidated financial statements of the Holding Company and its subsidiary (the Holding Company and its subsidiary together referred to as "the Group"), as of that date.

Management's Responsibility for Internal Financial Controls

The respective Board of Directors of the companies included in the Group, are responsible for establishing and maintaining internal financial controls based on the internal control over financial reporting criteria established by the Holding Company considering the essential components of internal control stated in the Guidance Note on Audit of Internal Financial Controls Over Financial Reporting issued by the Institute of Chartered Accountants of India (ICAI). These responsibilities include the design, implementation and maintenance of adequate internal financial controls that were operating effectively for ensuring the orderly and efficient conduct of its business, including adherence to the respective company's policies, the safeguarding of its assets, the prevention and detection of frauds and errors, the accuracy and completeness of the accounting records, and the timely preparation of reliable financial information, as required under the Companies Act, 2013.

Auditor's Responsibility

Our responsibility is to express an opinion on the Holding Company's internal financial controls with reference to consolidated financial statements based on our audit. We conducted our audit in accordance with the Guidance Note on Audit of Internal Financial Controls Over Financial Reporting (the "Guidance Note") and the Standards on Auditing, specified under section 143(10) of the Act, to the extent applicable to an audit of internal financial controls, both, issued by ICAI. Those Standards and the Guidance Note require that we comply with ethical requirements and plan and perform the audit to obtain reasonable assurance about whether adequate internal financial controls with reference to consolidated financial statements was established and maintained and if such controls operated effectively in all material respects.

Our audit involves performing procedures to obtain audit evidence about the adequacy of the internal financial controls with reference to consolidated financial statements and their operating effectiveness. Our audit of internal financial controls with reference to consolidated financial statements included obtaining an understanding of internal financial controls with reference to consolidated financial statements, assessing the risk



that a material weakness exists, and testing and evaluating the design and operating effectiveness of internal control based on the assessed risk. The procedures selected depend on the auditor's judgement, including the assessment of the risks of material misstatement of the financial statements, whether due to fraud or error.

We believe that the audit evidence we have obtained and the audit evidence obtained by the other auditors in terms of their reports referred to in the Other Matters paragraph below, is sufficient and appropriate to provide a basis for our audit opinion on the internal financial controls with reference to consolidated financial statements.

Meaning of Internal Financial Controls With Reference to Consolidated Financial Statements

A company's internal financial control with reference to consolidated financial statements is a process designed to provide reasonable assurance regarding the reliability of financial reporting and the preparation of financial statements for external purposes in accordance with generally accepted accounting principles. A company's internal financial control with reference to consolidated financial statements includes those policies and procedures that (1) pertain to the maintenance of records that, in reasonable detail, accurately and fairly reflect the transactions and dispositions of the assets of the company; (2) provide reasonable assurance that transactions are recorded as necessary to permit preparation of financial statements in accordance with generally accepted accounting principles, and that receipts and expenditures of the company are being made only in accordance with authorisations of management and directors of the company; and (3) provide reasonable assurance regarding prevention or timely detection of unauthorised acquisition, use, or disposition of the company's assets that could have a material effect on the financial statements.

Inherent Limitations of Internal Financial Controls With Reference to Consolidated Financial Statements

Because of the inherent limitations of internal financial controls with reference to consolidated financial statements, including the possibility of collusion or improper management override of controls, material misstatements due to error or fraud may occur and not be detected. Also, projections of any evaluation of the internal financial controls with reference to consolidated financial statements to future periods are subject to the risk that the internal financial controls with reference to consolidated financial statements may become inadequate because of changes in conditions, or that the degree of compliance with the policies or procedures may deteriorate.

Opinion

In our opinion, the Group has maintained in all material respects, adequate internal financial controls with reference to consolidated financial statements and such internal financial controls with reference to consolidated financial statements were operating



S.R. BATLIBOI & Co. LLP

Chartered Accountants

effectively as at March 31,2023, based on the internal control over financial reporting criteria established by the Holding Company considering the essential components of internal control stated in the Guidance Note issued by the ICAI.

Other Matters

Our report under Section 143(3)(i) of the Act on the adequacy and operating effectiveness of the internal financial controls with reference to consolidated financial statements of the Holding Company, internal financial controls reporting is not applicable to subsidiary.

For **S.R. Batliboi & Co. LLP**

Chartered Accountants

ICAI Firm Registration Number: 301003E/E300005



per **Jitendra H. Ranawat**

Partner

Membership Number: 103380

UDIN: 23103380BGXLM1390

Place of Signature: Mumbai

Date: April 17, 2023



AXIS CAPITAL LIMITED

CONSOLIDATED BALANCE SHEET AS AT 31 MARCH 2023

(₹ In lakhs)

	Note No.	As at 31 March 2023	As at 31 March 2022
ASSETS			
FINANCIAL ASSETS			
Cash and cash equivalents	3	2,811.76	2,205.40
Bank Balance other than cash & cash equivalents	4	62,619.44	55,927.16
Trade receivables	5	97,923.16	1,19,324.48
Loans	6	2.41	1.82
Investments	7	48,451.58	53,506.70
Other financial assets	8	633.98	657.03
Total financial assets (A)		2,12,442.33	2,31,622.59
NON-FINANCIAL ASSETS			
Inventories	9	-	-
Current tax assets (net)	10	1,111.36	672.57
Property, plant and equipment	11	596.11	631.30
Intangible assets under development	12	49.50	49.50
Other intangible assets	13	72.94	93.15
Other non-financial assets	14	517.55	518.02
Total non-financial assets (B)		2,347.46	1,964.54
Total Assets (A+B)		2,14,789.79	2,33,587.13
LIABILITIES AND EQUITY			
LIABILITIES			
FINANCIAL LIABILITIES			
Payables			
Trade payables			
Dues of micro and small enterprises	15	-	17.26
Dues of creditors other than micro and small enterprises		94,989.79	1,15,742.56
Other payables			
Dues of micro and small enterprises	16	-	-
Dues of creditors other than micro and small enterprises		-	97.54
Borrowings			
Lease liabilities	17b	83.56	125.42
Other financial liabilities	18	26.90	8.57
Total financial liabilities (A)		95,100.25	1,15,991.35
NON-FINANCIAL LIABILITIES			
Current tax liabilities (net)	19	259.42	112.47
Provisions	20	3,502.79	9,428.16
Deferred tax liabilities	33	6,687.90	8,302.85
Other non-financial liabilities	21	1,758.02	1,597.49
Total non-financial liabilities (B)		12,208.13	19,440.97
EQUITY			
Equity share capital	22	7,350.00	7,350.00
Other equity	23	1,00,131.41	90,804.81
Total Equity (C)		1,07,481.41	98,154.81
Total Liabilities and equity (A+B+C)		2,14,789.79	2,33,587.13

Summary of significant accounting policies

2

The accompanying notes are an integral part of the financial statements

As per report of even date
For S. R. Batliboi & Co. LLP
Chartered Accountants
ICAI Firm Registration No. 301003E / E300005

per *S.R. Batliboi*
H. Ranawat
Partner
Membership No. :- 103380

Place: Mumbai
Date: 17 April 2023

For and on behalf of the Board of Directors

Amitabh Chaudhry
Amitabh Chaudhry
Chairman
DIN No. :- 0531120

Neelesh Baheti
Neelesh Baheti
Chief Financial Officer

Place: Mumbai

Salil Pitale
Salil Pitale
Jt. MD and Co-CEO
DIN No. :- 07824218

M. Natarajan
M. Natarajan
Company Secretary

Date: 17 April 2023

Chirag Negandhi
Chirag Negandhi
Jt. MD and Co-CEO
DIN No. :- 06988113



AXIS CAPITAL LIMITED

CONSOLIDATED STATEMENT OF PROFIT AND LOSS FOR THE YEAR ENDED 31 MARCH 2023

(₹ In lakhs)

	Note No.	For the year ended 31 March 2023	For the year ended 31 March 2022
Revenue from operation			
(a) Fees from advisory services and other professional services	24	21,441.79	33,437.31
(b) Brokerage Income	24	22,575.41	18,696.13
(c) Other Operating Income	24	-	-
Total Revenue from Operations (A)		44,017.20	52,133.44
Other income (B)	25	3,551.51	3,309.96
Total Income (A+B) (1)		47,568.71	55,443.40
Finance costs	26	295.99	106.23
Impairment of financial instruments	27	337.64	(41.61)
Employee benefit expense	28	14,109.67	18,642.59
Depreciation and amortization	29	323.82	191.14
Other expenses	30	13,386.53	10,740.47
Total Expenses (2)		28,453.65	29,638.82
Profit before tax (3)= (1-2)		19,115.06	25,804.58
Tax expenses:			
Current tax		5,034.75	6,839.97
Short / (Excess) provision for tax of earlier years		-	-
Deferred Tax		(123.14)	30.30
Total tax expense (4)	32	4,911.61	6,870.27
Profit for the year (5) = (3-4)		14,203.45	18,934.31
Other comprehensive income			
Items not to be reclassified in profit and loss			
Remeasurement of defined benefit plan (net of tax)		(29.34)	(87.27)
Fair valuation gain/ (loss) of investment in equity shares		(5,057.92)	28,033.11
Items to be reclassified in profit and loss			
Fair valuation gain/ (loss) of investment in Axis Structured Credit AIF – Series I (net of tax)		33.84	5.01
Exchange difference on translating the financial statements of foreign operations		32.49	14.91
Other comprehensive income (6)		(5,020.93)	27,965.76
Total comprehensive income for the year (7)= (5+6)		9,182.52	46,900.07
Earning per equity share:			
[Nominal value per share ₹10 (31 March 2022: ₹10)]			
Basic (₹)		19.32	25.76
Diluted (₹)		19.32	25.76

Summary of significant accounting policies

2

The accompanying notes are an integral part of the financial statements

As per report of even date
For S. R. Batliboi & Co. LLP
Chartered Accountants
ICAI Firm Registration No. 301003E / E300005

Jitendra H. Ranawat
per Jitendra H. Ranawat
Partner
Membership No. :- 103380

Place: Mumbai
Date: 17 April 2023

For and on behalf of the Board of Directors

Amitabh Chaudhry
Amitabh Chaudhry
Chairman
DIN No. :- 0531120

Neelesh Baheti
Neelesh Baheti
Chief Financial Officer
Place: Mumbai

Salil Pitale
Salil Pitale
Jt. MD and Co-CEO
DIN No. :- 07824218

M. Natarajan
M. Natarajan
Company Secretary
Date: 17 April 2023

Chirag Negandhi
Chirag Negandhi
Jt. MD and Co-CEO
DIN No. :- 06988113



AXIS CAPITAL LIMITED

CONSOLIDATED CASH FLOW STATEMENT FOR THE YEAR ENDED 31 MARCH 2022

(₹ In lakhs)

Particulars	Year ended 31 March 2023	Year ended 31 March 2022
A) Cash flows from operating activities		
Profit/(loss) before taxes	19,115.07	25,804.57
Non cash & non operating adjustments:		
Net gain on fair value instruments at fair value through profit or loss	(436.75)	(557.85)
Interest Income on deposit with banks	(2,790.31)	(2,294.47)
Interest on alternative investment fund	(82.42)	(28.51)
Interest income on staff loan and deposits	(1.01)	(2.26)
Interest on overdraft	35.16	36.58
Dividend income	-	(353.06)
Bank guarantee commission	237.47	60.59
Interest on lease payment	7.10	4.03
Interest on income tax expenses	16.25	5.03
Reversal of liability no longer required	(224.50)	(54.77)
Depreciation and amortisation	323.82	191.14
Unrealised foreign exchange (gain)/loss	0.07	1.88
Provision for doubtful advances	611.46	200.25
Bad advances written off	0.01	-
Reversal of provision for doubtful advances	(302.94)	(241.86)
Provision for doubtful tax credit	29.11	-
Fair valuation of share based payments to employees	144.07	1,414.65
Loss on fair value of deposits	0.53	2.48
Loss / (profit) on sale of fixed assets	0.61	(0.89)
Operating profit/(loss) before working capital changes	16,682.80	24,187.53
Movement in working capital:		
Decrease / (increase) in trade receivables	21,092.76	(33,305.45)
Decrease / (increase) in loans	(0.37)	2.85
Decrease / (increase) in other financial assets	23.66	(246.35)
Decrease / (increase) in other non-financial assets	0.11	(325.61)
Increase / (decrease) in trade payables	(20,550.96)	36,254.05
Increase / (decrease) in lease liabilities	(41.86)	87.02
Increase / (decrease) in Others financial liabilities	18.32	(67.34)
Increase / (decrease) in provisions	(5,949.28)	2,775.10
Increase / (decrease) in others non-financial liabilities	160.53	(1,363.23)
Cash generated from operations	11,435.71	27,998.57
Direct taxes paid (net of refund)	(5,371.95)	(7,386.68)
Net cash from operating activities	6,063.76	20,611.89
B) Cash flow from Investing activities		
Purchase of fixed assets including intangible assets under development	(366.56)	(657.96)
Proceeds from sale of fixed assets	-	0.89
Purchase of investments	(1,05,700.32)	(95,113.03)
Sale of investments	1,04,676.30	90,613.23
Investment in bank fixed deposit	(61,449.94)	(64,471.02)
Redemption of bank fixed deposit	53,918.16	41,107.85
Interest received on fixed deposit	3,629.81	2,182.59
Interest on alternative investment fund	82.42	28.51
Dividend income	-	353.06
Net cash used in investing activities	(5,210.13)	(25,955.87)
C) Cash flows from financing activities		
Equity dividend paid	-	(1,984.50)
Interest on lease payment	(7.10)	(4.03)
Interest on overdraft paid	(35.16)	(36.58)
Bank guarantee commission	(237.47)	(60.59)
Net cash used in financing activities	(279.73)	(2,085.70)
Effect of exchange fluctuation translation	32.46	14.91
Net Increase in cash and cash equivalents (A+B+C)	573.90	(7,429.68)
Cash and cash equivalents at the beginning of the year	2,205.40	9,620.17
Cash and cash equivalents at the end of the year	2,811.76	2,205.40
Components of cash and cash equivalents		
Cash in hand	0.59	0.67
Balances with banks:		
-On current accounts	2,395.43	1,853.52
-On insured money market accounts	415.74	351.21
Total	2,811.76	2,205.40

Note: The above Cash Flow Statement has been prepared under the indirect method as set out in Ind AS 7 - Cash Flow Statement.

The accompanying notes are an integral part of the financial statements.

As per report of even date
For S. R. Batliboi & Co. LLP
Chartered Accountants
ICAI Firm Registration No. 301003E / E300005

per Jitendra H. Ranawat
Partner
Membership No. :- 103380

Place: Mumbai
Date: 17 April 2023

For and on behalf of the Board of Directors

Amitabh Chaudhry
Chairman
DIN No. :- 0531120

Neelesh Baheti
Chief Financial Officer

Place: Mumbai

Saif Pitale
Jt. MD and Co-CEO
DIN No. :- 07824218

M. Natarajan
Company Secretary

Date: 17 April 2023

Chirag Negandhi
Jt. MD and Co-CEO
DIN No. :- 06988113



AXIS CAPITAL LIMITED

Consolidated Statement of Changes in Equity

A. Equity share capital

(₹ In lakhs)

Particulars	Balance at the beginning of the year	Changes in equity share capital during the year	Balance at the end of the year
Equity shares of ₹10 each fully paid up			
As on 31 March 2022	7,350.00	-	7,350.00
As on 31 March 2023	7,350.00	-	7,350.00

B. Other equity

(₹ In lakhs)

Particulars	Reserves & Surplus		Other comprehensive Income		Contribution from Shareholders	Foreign Currency Translation Reserve	Total
	General Reserve	Retained earnings	Debt instruments through FVOCI	Equity Instruments through FVOCI			
Opening balance as on 01 April 2021	1,292.37	37,048.79	-	-	6,123.17	10.27	44,474.60
Total Comprehensive Income for the year	-	18,934.30	-	-	-	-	18,934.30
Remeasurement gains on employee benefits	-	(87.27)	-	-	-	-	(87.27)
Exchange difference on translating the financial statements of foreign operations	-	-	-	-	-	14.91	14.91
Fair valuation gain/ (loss) of investment in Axis Structured Credit AIF – Series I (net of Taxes)	-	-	5.01	-	-	-	5.01
Fair value adjustment of investment in equity shares (net of Taxes)	-	-	-	28,033.11	-	-	28,033.11
Dividend paid	-	(1,984.50)	-	-	-	-	(1,984.50)
Share based payments to employees - capital contribution	-	-	-	-	1,414.65	-	1,414.65
Changes during the year	-	16,862.53	5.01	28,033.11	1,414.65	14.91	46,330.21
Closing balance as on 31 March 2022	1,292.37	53,911.32	5.01	28,033.11	7,537.82	25.18	90,804.81
Opening balance as on 01 April 2022	1,292.37	53,911.32	5.01	28,033.11	7,537.82	25.18	90,804.81
Total Comprehensive Income for the year	-	14,203.46	-	-	-	-	14,203.46
Remeasurement gains on employee benefits	-	(29.34)	-	-	-	-	(29.34)
Exchange difference on translating the financial statements of foreign operations	-	-	-	-	-	32.49	32.49
Fair valuation gain/ (loss) of investment in Axis Structured Credit AIF – Series I (net of Taxes)	-	-	33.84	-	-	-	33.84
Fair value adjustment of investment in equity shares (net of Taxes)	-	-	-	(5,057.92)	-	-	(5,057.92)
Dividend paid	-	-	-	-	-	-	-
Share based payments to employees - capital contribution	-	-	-	-	144.07	-	144.07
Changes during the year	-	14,174.11	33.84	(5,057.92)	144.07	32.49	9,326.60
Closing balance as on 31 March 2023	1,292.37	68,085.44	38.85	22,975.19	7,681.89	57.67	1,00,131.41

As per report of even date
For S. R. Batliboi & Co. LLP
Chartered Accountants
ICAI Firm Registration No. 301003E / E300005

For and on behalf of the Board of Directors

Amitabh Chaudhry
Chairman
DIN No. :- 0531120

Sail Pitale
Jt. MD and Co-CEO
DIN No. :- 07824218

Chirag Negandhi
Jt. MD and Co-CEO
DIN No. :- 06988113

per Jitendra H. Ranawat
Partner
Membership No. :- 103380

Neelesh Baheti
Chief Financial Officer

M. Natarajan
Company Secretary

Place: Mumbai
Date: 17 April 2023

Place: Mumbai

Date: 17 April 2023



AXIS CAPITAL LIMITED

Notes to consolidated financial statements for the year ended March 31, 2023

1. Corporate Information

Axis Capital Limited ("the Parent Company") alongwith its subsidiary company Axis Capital USA LLC incorporated in Delaware State of United States of America (collectively referred to as "the Group") are an integrated and diversified financial services group. The Group is part of Axis Bank Limited ("the Bank").

The Group is in the business of institutional broking, investment banking and distribution of financial products.

2. Basis of preparation

A. Statement of Compliance

The consolidated financial statements of the Group have been prepared in accordance with Indian Accounting Standards (Ind AS) notified under the Companies (Indian Accounting Standards) Rules, 2015 read with the Companies (Indian Accounting Standards) Rules, 2015 and other relevant provisions of the Act and other relevant provisions of the Act as amended from time to time.

B. Functional and Presentation Currency

The consolidated financial statements are presented in Indian Rupees (₹) which is also the Group's functional currency. All the amounts are rounded to the nearest lakhs with two decimals, except when otherwise indicated.

C. Basis of Measurement

The consolidated financial statements have been prepared in accordance with Indian Accounting Standards ('Ind AS') notified under Section 133 of the Companies Act, 2013 read with the Companies (Indian Accounting Standards) Rules, 2015 and other relevant provisions of the Act, as amended from time to time.

The consolidated financial statements have been prepared on a historical cost basis, except for fair value through other comprehensive income (FVOCI) instruments, derivative financial instruments, shared pabsed payments, other financial assets held for trading and financial assets and liabilities designated at fair value through profit or loss (FVTPL), all of which have been measured at fair value.

Accounting policies have been consistently applied except where newly issued accounting standard is adopted during the current year or a revision to an existing accounting standard requires a change in the accounting policy hitherto in use.

D. Principles of consolidation

The consolidated financial statements incorporate the financial statements of the Group and entities (including structured entities) controlled by the Group and its subsidiaries. Control is achieved when the Group:

- has power over the investee
- is exposed, or has rights, to variable returns from its involvement with the investee; and
- has the ability to use its power to affect its returns.

The Group reassesses whether or not it controls an investee if facts and circumstances indicate that there are changes to one or more of the three elements of control listed above.

When the Group has less than a majority of the voting rights of an investee, it has power over the investee when the voting rights are sufficient to give it the practical ability to direct the relevant activities of the investee unilaterally.



AXIS CAPITAL LIMITED

Notes to consolidated financial statements for the year ended March 31, 2023

The Group considers all relevant facts and circumstances in assessing whether or not the Group's voting rights in an investee are sufficient to give it power, including:

- the size of the Group's holding of voting rights relative to the size and dispersion of holdings of the other vote holders;
- potential voting rights held by the Group, other vote holders or other parties;
- rights arising from other contractual arrangements; and
- any additional facts and circumstances that indicate that the Group has, or does not have, the current ability to direct the relevant activities at the time that decisions need to be made, including voting patterns at previous shareholders' meetings.

Subsidiaries

Consolidation of a subsidiary begins when the Group obtains control over the subsidiary and ceases when the Group loses control of the subsidiary. Specifically, income and expenses of a subsidiary acquired or disposed of during the year are included in the Consolidated Statement of Profit and Loss from the date the Group gains control until the date when the Group ceases to control the subsidiary.

Profit or loss and each component of other comprehensive income are attributed to the owners of the Group and to the non-controlling interests. Total comprehensive income of subsidiaries is attributed to the owners of the Group and to the non-controlling interests even if this results in the non-controlling interests having a deficit balance.

When necessary, adjustments are made to the financial statements of subsidiaries to bring their accounting policies into line with the Group's accounting policies.

All intra-Group assets and liabilities, equity, income, expenses, and cash flows relating to transactions between members of the Group are eliminated in full on consolidation.

Changes in ownership interests

The Group treats transactions with non-controlling interests that do not result in loss of control as transactions with equity owners of the Group. A change in the ownership interest results in an adjustment between the carrying amounts of the controlling and non-controlling interests to reflect their relative interests in the subsidiary. Any difference between the amount of the adjustment to non-controlling interests and any consideration paid or received is recognised within equity.

When the Group loses control of a subsidiary, a gain or loss is recognised in the Consolidated Statement of Profit and Loss and is calculated as the difference between (i) the aggregate of the fair value of the consideration received and the fair value of any retained interest and (ii) the previous carrying amount of the assets (including goodwill), and liabilities of the subsidiary and any non-controlling interests. All amounts previously recognised in other comprehensive income in relation to that subsidiary are accounted for as if the Group had directly disposed of the related assets or liabilities of the subsidiary (i.e. reclassified to profit or loss or transferred to another category of equity as specified /permitted by applicable Ind AS). The fair value of any investment retained in the former subsidiary at the date when control is lost is regarded as the fair value on initial recognition for subsequent accounting under Ind AS 109, or, when applicable, the cost on initial recognition of an investment in an associate or joint venture.

E. Use of Estimates and Judgements

The preparation of consolidated financial statements in accordance with Ind AS requires use of judgements, estimates and assumptions for some items, which might have an effect on their recognition and measurement in the balance sheet and statement of profit and loss. The actual amounts realized may differ from these estimates. The estimates and the underlying assumptions are reviewed on an ongoing basis. Revisions to accounting recognized in the period in which the estimates is revised if the revision affects only that period, or in the period of the revision and future periods of the revision affects both current and future periods.



AXIS CAPITAL LIMITED

Notes to consolidated financial statements for the year ended March 31, 2023

The followings are the critical judgements and estimations that have been made by the management in the process of applying the Group's accounting policies and that have the most significant effect on the amounts recognized in the consolidated financial statements and / or key source of estimation uncertainty at the end of the reporting period that may have a significant risk of causing a material adjustments to the carrying amounts of assets and liabilities within the next financial year.:

a. Determination of estimated useful lives of property, plant and equipment

Useful lives of property, plant and equipment are based on nature of the asset, the estimated usage of the asset, the operating conditions of the asset, past history of replacement, anticipated technological changes and maintenance support and supported by independent assessment by professionals.

b. Recognition and Measurement of defined benefit obligations

The obligation arising from defined benefit plan is determined on the basis of actuarial valuation. Key actuarial assumptions which form the basis of above valuation includes discount rate, trends in salary escalation, demographics and life expectancy. The discount rate is determined by reference to market yields at the end of the reporting period on government bonds. The period to maturity of the underlying bonds correspond to the probable maturity of the post-employment benefit obligations. Further details are disclosed in Note 39.

c. Recognition and measurement of provisions and contingencies

The recognition and measurement of provisions are based on the assessment of the probability of an outflow of resources, and on past experience and circumstances known at the reporting date. The actual outflow of resources at a future date may therefore, vary from the amount included in other provisions.

d. Fair value of financial instruments

The fair value of financial instruments is the price that would be received to sell an asset or paid to transfer a liability in an orderly transaction in the principal (or most advantageous) market at the measurement date under current market conditions (i.e., an exit price) regardless of whether that price is directly observable or estimated using another valuation technique.

When the fair values of financial assets and financial liabilities recorded in the balance sheet cannot be derived from active markets, they are determined using a variety of valuation techniques that include the use of valuation models. The inputs to these models are taken from observable markets where possible, but where this is not feasible, estimation is required in establishing fair values (Refer note 49) about determination of fair value. For recognition of impairment loss on other financial assets and risk exposures, the Group determines whether there has been a significant increase in the credit risk since initial recognition. If credit risk has not increased significantly, 12-month expected credit loss (ECL) is used to provide for impairment loss.

e. Impairment of financial assets

The Group recognizes loss allowances for expected credit losses on its financial assets measured at amortized cost. At each reporting date, the Group assesses whether the above financial assets are credit- impaired. A financial asset is 'credit- impaired' when one or more events that have a detrimental impact on the estimated future cash flows of the financial asset have occurred. The Group follows 'simplified approach' for recognition



AXIS CAPITAL LIMITED

Notes to consolidated financial statements for the year ended March 31, 2023

of impairment loss allowance on trade receivables. Under this approach the Group does not track changes in credit risk but recognizes impairment loss allowance based on lifetime ECL approach at each reporting date.

f. Recoverable amount for Impairment of non-financial assets

The Group reviews at each balance sheet date the carrying amounts of its property, plant and equipment and intangible assets to determine whether there is any indication that those assets have suffered an impairment loss. Impairment exists when the carrying value of an asset or cash generating unit (CGU) exceeds its recoverable amount, which is the higher of its fair value less costs of disposal and its value in use. The fair value less costs of disposal calculation is based on available data from binding sales transactions, conducted at arm's length, for similar assets or observable market prices less incremental costs of disposing of the asset. The value in use calculation is based on a discounted cash flow model. The cash flows are derived from the budget and do not include restructuring activities that the Group is not yet committed to or significant future investments that will enhance the performance of the assets of the CGU being tested. The recoverable amount is sensitive to the discount rate used for the discounted cash flow model as well as the expected future cash-inflows and the growth rate used for extrapolation purposes.

F. Standards issued but not effective:

Ministry of Corporate Affairs ("MCA") notifies new standards or amendments to the existing standards under Companies (Indian Accounting Standards) Rules as issued from time to time. On 31 March 2023, MCA amended the Companies (Indian Accounting Standards) Amendment Rules, 2023, as below:

Ind AS 1 - Presentation of Financial Statements - This amendment requires the entities to disclose their material accounting policies rather than their significant accounting policies. The effective date for adoption of this amendment is annual periods beginning on or after 01 April 2023. The Company has evaluated the amendment and the impact of the amendment is insignificant in the Company's financial statements.

Ind AS 8 - Accounting Policies, Changes in Accounting Estimates and Errors - This amendment has introduced a definition of accounting estimates' and included amendments to Ind AS 8 to help entities distinguish changes in accounting policies from changes in accounting estimates. The effective date for adoption of this amendment is annual periods beginning on or after 01 April 2023. The Company has evaluated the amendment and there is no impact on its financial statements.

Ind AS 12 - Income Taxes - This amendment has narrowed the scope of the initial recognition exemption so that it does not apply to transactions that give rise to equal and offsetting temporary differences. The effective date for adoption of this amendment is annual periods beginning on or after 01 April 2023. The Company has evaluated the amendment and there is no impact on its financial statement.

G. Significant Accounting Policies

A summary of the significant accounting policies applied in the preparation of the consolidated financial statements is as given below. These accounting policies have been applied consistently to all the periods presented in the consolidated financial statements.

a. Property, Plant and Equipment

Property, plant and equipment (PPE) is recognised when it is probable that future economic benefits associated with the item will flow to the Group and the cost of the item can be measured reliably. Property, plant and equipment are stated at cost net of tax/duty credits availed, if any, less accumulated depreciation and accumulated impairment losses, if any. The cost comprises purchase price, directly attributable cost of bringing



AXIS CAPITAL LIMITED

Notes to consolidated financial statements for the year ended March 31, 2023

the asset to its working condition for management's intended use and initial estimate of decommissioning, restoring and similar liabilities. Any trade discounts and rebates are deducted in arriving at the purchase price.

Subsequent expenditure related to an item of tangible asset are added to its gross value only if it increases the future benefits of the existing asset, beyond its previously assessed standards of performance and cost can be measured reliably. Other repairs and maintenance costs are expensed off as and when incurred.

An item of property, plant and equipment and any significant part initially recognised is derecognised upon disposal or when no future economic benefits are expected from the continued use of the asset. Any gain or loss arising on derecognition of the asset is determined as the difference between the net disposal proceeds and the carrying amount of the asset) is included in the Statement of Profit or Loss when the asset is derecognised. The date of disposal of an item of property, plant and equipment is the date the recipient obtains control of that item in accordance with the requirements for determining when a performance obligation is satisfied in Ind AS 115

The Group identifies and determines cost of each component/ part of the asset separately, if the component/ part has a cost which is significant to the total cost of the asset and has useful life that is materially different from that of the remaining asset.

b. Depreciation on plant, property and equipment

Depreciation is calculated using the straight-line method to write down the cost of property and equipment to their residual values over their estimated useful lives which is in line with the estimated useful life as specified in Schedule II of the Companies Act, 2013 except for vehicles and office equipments.

The estimated useful lives are as follows:

	Useful lives estimated by the management (years)	Useful Life as per prescribed in Schedule II of the Act (years)
Computers	3	3
Furniture and fixtures	10	10
Office equipment	2 – 10	5
Vehicles	4	10

The management has estimated, supported by independent assessment by professionals, the useful lives of the following classes of assets.

- The useful lives of certain office equipment are estimated as 3 to 10 years.
- Furniture and fixtures and vehicles are depreciated over the estimated useful lives of 10 years and 4 years respectively.

The residual values, useful lives and methods of depreciation of property, plant and equipment are reviewed at each financial year end and any changes in estimate accounted for on a prospective basis.

c. Intangible assets

An intangible asset is recognised only when its cost can be measured reliably and it is probable that the expected future economic benefits that are attributable to it will flow to the Group.

Intangible assets acquired separately are measured on initial recognition at cost. Intangible assets are stated at original cost net of tax/duty credits availed, if any, less accumulated amortisation and cumulative impairment.



AXIS CAPITAL LIMITED

Notes to consolidated financial statements for the year ended March 31, 2023

The cost of an intangible asset comprises its purchase price and any directly attributable expenditure on making the asset ready for its intended use and net of any trade discounts and rebates.

Intangible assets not ready for the intended use on the date of Balance Sheet are disclosed as "Intangible assets under development".

Development expenditure on software is capitalized as part of the cost of the resulting intangible asset only if the expenditure can be measured reliably, the product or process is technically and commercially feasible, future economic benefits are probable, and the Group intends to and has sufficient resources to complete development and to use or sell the asset. Otherwise it is recognized in the statement of profit and loss.

The useful lives of intangible assets are assessed to be either finite or indefinite. Intangible assets with finite lives are amortised over the useful economic life. The amortisation period and the amortisation method for an intangible asset with a finite useful life are reviewed at least at each financial year-end. Changes in the expected useful life, or the expected pattern of consumption of future economic benefits embodied in the asset, are accounted for by changing the amortisation period or methodology, as appropriate, which are then treated as changes in accounting estimates. The amortisation expense on intangible assets with finite lives is presented as a separate line item in the statement of profit and loss. Amortisation on assets acquired/sold during the year is recognised on a pro-rata basis to the Statement of Profit and Loss from / upto the date of acquisition/sale..

Amortisation is calculated using the straight-line method to write down the cost of intangible assets to their residual values over their estimated useful lives. The Group's intangible assets consist of computer software with definite life.

Gains or losses arising from derecognition of an intangible asset are measured as the difference between the net disposal proceeds and the carrying amount of the asset and are recognized in the statement of profit and loss when the asset is derecognized.

A summary of amortisation policies applied to the Group's intangible assets is as below:

	Rates (SLM)
Computer software and website	20%

d. Impairment of property, plant and equipment and intangible assets

The Group reviews at each balance sheet date the carrying amounts of its property, plant and equipment and intangible assets to determine whether there is any indication that those assets have suffered an impairment loss. If any such impairment indication exists, the Group estimates the recoverable amount (i.e. the higher of the assets' net selling price and value in use) of the asset of cash generating unit to which the asset belongs to . If such recoverable amount of asset or recoverable amount of cash generating unit to which the asset belongs to, is less than its carrying amount, the carrying amount is reduced to its recoverable amount. The reduction is treated as an impairment loss and is recognized in the Statement of Profit and Loss. If at balance sheet date there is an indication that a previously assessed impaired loss no longer exists, the recoverable amount is reassessed and the asset is reflected at the recoverable amount subject to a maximum of depreciable historical cost.

e. Revenue recognition



AXIS CAPITAL LIMITED

Notes to consolidated financial statements for the year ended March 31, 2023

Revenue (other than for those items to which Ind AS 109 'Financial Instruments' are applicable) is measured at fair value of the consideration received or receivable. Ind AS 115 Revenue from contracts with customers outlines a single comprehensive model of accounting for revenue arising from contracts with customers.

The Group recognises revenue from contracts with customers based on a five step model as set out in Ind 115:

Step 1: Identify contract(s) with a customer: A contract is defined as an agreement between two or more parties that creates enforceable rights and obligations and sets out the criteria for every contract that must be met.

Step 2: Identify performance obligations in the contract: A performance obligation is a promise in a contract with a customer to transfer a good or service to the customer.

Step 3: Determine the transaction price: The transaction price is the amount of consideration to which the Company expects to be entitled in exchange for transferring promised goods or services to a customer, excluding amounts collected on behalf of third parties.

Step 4: Allocate the transaction price to the performance obligations in the contract: For a contract that has more than one performance obligation, the Company allocates the transaction price to each performance obligation in an amount that depicts the amount of consideration to which the Company expects to be entitled in exchange for satisfying each performance obligation.

Step 5: Recognise revenue when (or as) the Company satisfies a performance obligation.

The Company recognises revenue from the following sources:

Brokerage –

- i. Brokerage income in relation to stock broking activity is recognized as per contracted rates at the execution of transactions on behalf of the customers on a trade date basis.
- ii. Gains/losses on dealing in securities are recognized on a trade date basis.

Investment Banking –

- i. Revenue from issue management and financial advisory services is recognized based on the stage of completion of performance obligations and terms of agreement with the client.
- ii. Revenue from underwriting commission is recognised over a period of satisfaction of performance obligation.
- iii. Selling commissions/brokerage generated from primary market operations i.e. procuring subscriptions from investors for public offerings of companies, mutual funds, etc. are recorded on determination of the amount due to the Group, once the allotment of securities are completed.
- iv. Revenue associated with these remaining performance obligations typically depends on the occurrence of future events or underlying asset values, and is not recognized until the outcome of those events or values are known. In case of contracts, which have a component of success fee or variable fee, the same is considered in the transaction price when the uncertainty regarding the consideration is resolved.

Interest and dividend –

- i. Interest income on financial assets carried at amortized cost is recognized on an accrual basis using effective interest rate (EIR) method. Interest revenue is by applying effective interest rate on the gross carrying amount of financial assets in Stage 1 and Stage 2. Interest revenue on financial assets in Stage 3 is calculated by applying the effective interest rate to the amortised cost (net of provision) rather than the gross carrying amount.



AXIS CAPITAL LIMITED

Notes to consolidated financial statements for the year ended March 31, 2023

ii. Dividend income is recognized when the Group's right to receive dividend has been established.

f. Leases

The determination of whether an arrangement is a lease, or contains a lease, is based on the substance of the arrangement and requires an assessment of whether the fulfilment of the arrangement is dependent on the use of a specific asset or assets or whether the arrangement conveys a right to use the asset. A contract is, or contains, a lease if the contract conveys the right to control the use of an identified asset for a period of time in exchange for consideration. The Group evaluates each contract or arrangement, whether it qualifies as lease as defined under Ind AS 116.

As a Lessee

The Group recognises a right-of-use asset and a lease liability at the lease commencement date. The right-of-use asset is initially measured at cost, which comprises the initial amount of the lease liability adjusted for any lease payments made at or before the commencement date, plus any initial direct costs incurred and an estimate of costs to dismantle and remove the underlying asset or to restore the underlying asset or the site on which it is located, less any lease incentives received.

The right-of-use asset is subsequently depreciated using the straight-line method from the commencement date to the earlier of the end of the useful life of the right-of-use asset or the end of the lease term. In addition, the right-of-use asset is periodically reduced by impairment losses, if any, and adjusted for certain re-measurements of the lease liability.

The lease liability is initially measured at the present value of the lease payments that are not paid at the commencement date, discounted using the interest rate implicit in the lease or, if that rate cannot be readily determined, then Group's incremental borrowing rate is used. Generally, the Group uses its incremental borrowing rate as the discount rate.

Lease payments included in the measurement of the lease liability comprise the following:

- Fixed payments, including in-substance fixed payments;
- Variable lease payments that depend on an index or a rate, initially measured using the index or rate as at the commencement date;
- Amounts expected to be payable under a residual value guarantee; and
- The exercise price under a purchase option that the Group is reasonably certain to exercise, lease payments in an optional renewal period if the Group is reasonably certain to exercise an extension option, and penalties for early termination of a lease unless the Group is reasonably certain not to terminate early.

The lease liability is measured at amortised cost using the effective interest method. It is remeasured when there is a change in future lease payments arising from a change in an index or rate, if there is a change in the Group's estimate of the amount expected to be payable under a residual value guarantee, or if Group changes its assessment of whether it will exercise a purchase, extension or termination option. When the lease liability is remeasured in this way, a corresponding adjustment is made to the carrying amount of the right-of-use asset, or is recorded in profit or loss if the carrying amount of the right-of-use asset has been reduced to zero.

The Group presents right-of-use assets that do not meet the definition of investment property and hence disclosed in 'property, plant and equipment' and lease liabilities in 'Borrowings' in the statement of financial position.



AXIS CAPITAL LIMITED

Notes to consolidated financial statements for the year ended March 31, 2023

On application of Ind AS 116, the nature of expenses has changed from lease rent in previous periods to depreciation cost for the right-to-use asset, and finance cost for interest accrued on lease liability.

Short-term leases and leases of low-value assets

The Group has elected not to recognise right-of-use assets and lease liabilities for leases of real estate properties that are having non-cancellable lease term of less than 12 months. The Group recognises the lease payments associated with these leases as an expense on a straight-line basis over the lease term.

g. Financial Instruments

Recognition of Financial Instruments

Financial instruments comprise of financial assets and financial liabilities. Financial assets and liabilities are recognized when the Group becomes the party to the contractual provisions of the instruments. Financial assets primarily comprise of loans and advances, investments and other deposits, trade receivables and cash and cash equivalents. Financial liabilities primarily comprise of borrowings and trade payables.

Initial Recognition of Financial Instruments

Financial assets and financial liabilities are initially measured at fair value. Transaction costs that are directly attributable to the acquisition or issue of financial assets and financial liabilities (other than financial assets and financial liabilities at fair value through Statement of Profit and Loss (FVTPL)) are added to deducted from the fair value of the financial assets or financial liabilities, as appropriate, on initial recognition. Transaction costs and revenues directly attributable to the acquisition of financial assets or financial liabilities at FVTPL are recognised immediately in Statement of Profit and Loss.

1. Financial Assets

Subsequent Measurement of Financial Assets

For subsequent recognition, financial assets are subsequently measured financial assets are categorised into.

i. Amortised Cost:

The Group classifies the financial assets at amortised cost if the contractual terms that give rise to cash flows on specified dates, that represent solely payments of principal and interest on the principal amount outstanding and the assets are held under a business model to collect contractual cash flows.

The gains and losses resulting from fluctuations in fair value are not recognised for financial assets classified in amortised cost measurement category. These are initially recognised at fair value plus directly attributable transaction costs and subsequently measured at amortised cost.

ii. Fair value through Other Comprehensive Income (FVOCI):

The Group classifies the financial assets at FVOCI if the contractual terms that give rise to cash flows on specified dates, that represent solely payments of principal and interest on the principal amount outstanding and the Group's business model is achieved by both collecting contractual cash flow and selling financial assets.



AXIS CAPITAL LIMITED

Notes to consolidated financial statements for the year ended March 31, 2023

These debt instruments are initially recognised at fair value plus directly attributable transaction costs and subsequently measured at fair value. Changes in fair value are recognised in other comprehensive income with a separate component of equity. The impairment gains or losses, foreign exchange gains or losses and interest calculated using the effective interest method are recognised in profit or loss. On de-recognition, the cumulative gain or loss previously recognised in other comprehensive income is reclassified from equity to the statement of profit and loss as a reclassification adjustment.

In case of equity instruments irrevocably designated at FVOCI, gains / losses including relating to foreign exchange, are recognised through other comprehensive income. Further, cumulative gains or losses previously recognised in other comprehensive income remain permanently in equity and are not subsequently transferred to profit or loss on derecognition. Dividends on such investments are recognised in profit or loss.

iii. Fair Value through Profit and Loss Account (FVTPL)

The financial assets are classified as FVTPL if these do not meet the criteria for classifying at amortised cost or FVOCI. Further, in certain cases to eliminate or significantly reduce a measurement or recognition inconsistency (accounting mismatch), the Group irrevocably designates certain financial instruments at FVTPL at initial recognition.

Financial instruments held at fair value through profit or loss are initially recognised at fair value, with transaction costs recognised in the statement of profit and loss as incurred. Subsequently, they are measured at fair value and any gains or losses are recognised in the statement of profit and loss as they arise.

Profit and loss on sale of investment is determined on the basis of weighted average cost. Fair value is the price that would be received to sell an asset or paid to transfer a liability in an orderly transaction between market participants at the measurement date. The fair value measurement is based on the presumption that the transaction to sell the asset or transfer the liability takes place either:

- In the principal market for the asset or liability, or
 - In the absence of a principal market,
- in the most advantageous market for the asset or liability.

The principal or the most advantageous market must be accessible by the Group.

The fair value of an asset or a liability is measured using the assumptions that market participants would use when pricing the asset or liability, assuming that market participants act in their economic best interest. A fair value measurement of a non financial asset takes into account a market participant's ability to generate economic benefits by using the asset in its highest and best use or by selling it to another market participant that would use the asset in its highest and best use.

In order to show how fair values have been derived, financial instruments are classified based on a hierarchy of valuation techniques, as summarised below:

Level 1: inputs are quoted prices (unadjusted) in active market for identical assets or liabilities that the Group can access at measurement date.

Level 2: inputs are inputs, other than quoted prices included in Level 1 that are observable for the asset or liability, either directly (e.g. as prices) or indirectly (e.g. derived from the prices).

Level 3: inputs are inputs for the current assets or liability that are not based on observable market data (unobservable inputs).



AXIS CAPITAL LIMITED

Notes to consolidated financial statements for the year ended March 31, 2023

Derecognition

A financial asset (or, where applicable, a part of a financial asset or part of a group of similar financial assets) is primarily derecognized (i.e. removed from the Group's statement of financial position) when:

- i) The rights to receive cash flows from the asset have expired, or
- ii) The Group has transferred its rights to receive cash flows from the asset or has assumed an obligation to pay the received cash flows in full without material delay to a third party under a "pass-through" arrangement and either;
 - a. the Group has transferred substantially all the risks and rewards of the asset, or
 - b. the Group has neither transferred nor retained substantially all the risks and rewards of the asset, but has transferred control of the asset.

2. Financial Liabilities and Equity Instruments

Subsequent measurement of Financial liabilities

The Group's financial liabilities include trade and other payables, loans and borrowings including bank overdrafts, financial guarantee contracts.

This is dependent upon the classification thereof as under:

- (i) At Amortised Cost
- (ii) At Fair value through Profit & loss Account

Financial liabilities are carried at amortised cost using the effective interest rate method. For trade and other payables the carrying amount approximates the fair value due to short maturity of these instruments.

Borrowings

After initial recognition, interest-bearing loans and borrowings are subsequently measured at amortized cost using the EIR method. Gains and losses are recognized in profit or loss when the liabilities are derecognized as well as through the EIR amortization process. Amortized cost is calculated by taking into account any discount or premium on acquisition and fees or costs that are an integral part of the EIR. The EIR amortization is included as finance costs in the statement of profit and loss.

Equity Instruments

An equity instrument is any contract that evidences a residual interest in the assets of an entity in accordance with the substance of the contractual arrangements. These are recognized at the amount of the proceeds received, net of direct issue costs.

Derecognition

A financial liability is derecognized when the obligation under the liability is discharged or cancelled or expires. When an existing financial liability is replaced by another from the same lender on substantially different terms, or the terms of an existing liability are substantially modified, such an exchange or modification is treated as the Derecognition of the original liability and the recognition of a new liability. The difference in the respective carrying amounts is recognized in the statement of profit or loss.

Offsetting of Financial Instruments



AXIS CAPITAL LIMITED

Notes to consolidated financial statements for the year ended March 31, 2023

Financial assets and financial liabilities are offsetted and the net amount is reported in the Balance Sheet if there is a currently enforceable legal right to offset the recognized amounts and there is an intention to settle on a net basis, to realise an asset and settle the liabilities simultaneously.

h. Impairment of Financial Asset:

The Group applies the expected credit loss (ECL) model for measurement and recognition of impairment loss allowance on the following financial assets and credit risk exposures:

- Financial assets at amortized cost
- Financial guarantee contracts.

The Group follows 'simplified approach' for recognition of impairment loss allowance on trade receivables. Under this approach the Group does not track changes in credit risk but recognizes impairment loss allowance based on lifetime ECLs at each reporting date. For this purpose the Group uses a provision matrix to determine the impairment loss allowance on the portfolio of trade receivables.

For recognition of impairment loss allowance on other financial assets and risk exposures, the Group determines whether there has been a significant increase in the credit risk since initial recognition. If credit risk has not increased significantly, 12-month expected credit loss (ECL) is used to provide for impairment loss. However, if credit risk has increased significantly, lifetime ECL approach is used. If, in a subsequent period, credit quality of the instrument improves such that there is no longer a significant increase in credit risk since initial recognition, then the Group reverts to recognizing impairment loss allowance based on 12-month ECL.

For assessing increase in credit risk and impairment loss, the Group combines financial instruments on the basis of shared credit risk characteristics with the objective of facilitating an analysis that is designed to enable significant increases in credit risk to be identified on a timely basis.

ECL is the difference between all contractual cash flows that are due to the Group in accordance with the contract and all the cash flows that the entity expects to receive (i.e., all cash shortfalls), discounted at the original EIR. The ECL impairment loss allowance (or reversal) recognized during the period in the statement of profit and loss and the cumulative loss is reduced from the carrying amount of the asset until it meets the write off criteria, which is generally when no cash flows are expected to be realised from the asset.

i. Retirement and other employee benefits

Retirement benefit in the form of provident fund is a defined contribution scheme. The Group has no obligation, other than the contribution payable to the provident fund. The Group recognizes contribution payable to the provident fund scheme as expenditure, when an employee renders the related service.

Defined benefit plans

The liabilities under the Payment of Gratuity Act, 1972 are recorded on the basis of actuarial valuation certificate provided by the actuary using Projected Unit Credit Method.

The calculation of defined benefit obligations is performed annually by a qualified actuary using the projected unit credit method. When the calculation results in a potential asset for the Group, the recognised asset is limited to the present value of economic benefits available in the form of any future refunds from the plan or reductions in future contributions to the plan. To calculate the present value of economic benefits, consideration is given to any applicable minimum funding requirements.



AXIS CAPITAL LIMITED

Notes to consolidated financial statements for the year ended March 31, 2023

Any changes in the liabilities over the year due to changes in actuarial assumptions or experience adjustments within the plans, are recognised immediately in 'Other comprehensive income' and subsequently not reclassified to the Statement of Profit and Loss. Net interest expense / (income) on the defined liability / (assets) is computed by applying the discount rate, used to measure the net defined liability / (asset). Net interest expense and other expenses related to defined benefit plans are recognised in the Statement of Profit and Loss.

When the benefits of a plan are changed or when a plan is curtailed, the resulting change in benefit that relates to past service or the gain or loss on curtailment is recognised immediately in the Statement of Profit and Loss. The Group recognises gains and losses on the settlement of a defined benefit plan when the settlement occurs.

Other Long Term Employee Benefits

The Group treats accumulated leave expected to be carried forward beyond twelve months, as long-term employee benefit for measurement purposes. Such long-term compensated absences are provided for based on the actuarial valuation using the projected unit credit method at the year end. Actuarial gains/losses are immediately taken to the statement of profit and loss and are not deferred.

j. Share based payment arrangements

Employees Stock Options Plans ("ESOPs") - Equity settled

The Trust in consultation with the holding Group grants share option schemes for the purpose of providing incentives and rewards to eligible participants who contribute to the success of the Group's operations. Employees (including directors) of the Group receive remuneration in the form of share-based payments, whereby employees render services as consideration for equity instruments ("equity settled transactions").

The cost of equity-settled transactions with employees and directors for grants is measured by reference to the fair value at the date at which they are granted. The cost of equity-settled transactions is recognised in statement profit and loss, together with a corresponding increase in other equity, representing contribution received from the shareholders, over the period in which the performance and/or service conditions are fulfilled. The cumulative expense recognised for equity-settled transactions at the end of each reporting period until the vesting date reflects the extent to which the vesting period has expired and the Group's best estimate of the number of equity instruments that will ultimately vest.

k. Income taxes

Tax expense comprises current and deferred tax. Current and deferred tax are recognised in Statement of Profit and Loss, except when they relate to items that are recognised in other comprehensive income or directly in equity, in which case, the current and deferred tax are also recognised in other comprehensive income or directly in Equity respectively.

Current income-tax is measured at the amount expected to be paid to the tax authorities in accordance with the Income-tax Act, 1961. The tax rates and tax laws used to compute the amount are those that are enacted or substantively enacted, at the reporting date.

Deferred income taxes reflect the impact of temporary timing differences between taxable income and accounting income originating during the current year and reversal of timing differences for the earlier years. Deferred tax is measured using the tax rates and the tax laws enacted or substantively enacted at the reporting date.



AXIS CAPITAL LIMITED

Notes to consolidated financial statements for the year ended March 31, 2023

Deferred tax liabilities are recognized for all taxable temporary timing differences. Deferred tax assets are recognized for deductible temporary timing differences only to the extent that there is reasonable certainty that sufficient future taxable income will be available against which such deferred tax assets can be realized.

The carrying amount of deferred tax assets are reviewed at each reporting date. The Group writes-down the carrying amount of deferred tax asset to the extent that it is no longer probable that sufficient taxable profits will be available to allow all or part of the asset to be recovered.

Deferred tax liabilities and assets are measured at the tax rates that are expected to apply in the period in which the liability is settled or the asset realised, based on tax rates (and tax laws) that have been enacted or substantively enacted by the end of the reporting period.

i. Borrowing costs

Borrowing cost includes interest and amortization of ancillary costs incurred in connection with the arrangement of borrowings. Borrowing costs to the extent related/attribution to the acquisition/construction of assets that takes substantial period of time to get ready for their intended use are capitalized along with the respective Property, Plant and Equipment up to the date such asset is ready for use. Other borrowing costs are recognized as an expense in the Statement of Profit and Loss in the period in which they are incurred.

m. Foreign currency transactions and balances

(i) Initial recognition

Foreign currency transactions are recorded in the reporting currency (which is Indian Rupees), by applying to the foreign currency amount the exchange rate between the reporting currency and the foreign currency at the date of the transaction.

(ii) Conversion

Foreign currency monetary items are retranslated using the exchange rate prevailing at the reporting date. Non-monetary items, which are measured in terms of historical cost denominated in a foreign currency, are reported using the exchange rate at the date of the transaction. Non-monetary items, which are measured at fair value or other similar valuation denominated in a foreign currency, are translated using the exchange rate at the date when such value was determined.

(iii) Exchange differences

All exchange differences arising on settlement or translation of monetary items are recognized as income or as expenses in the Statement of Profit and Loss in the period in which they arise.

For the purposes of presenting these consolidated financial statements, the assets and liabilities of the Group's foreign operations are translated into Indian Rupees using exchange rates prevailing at the end of each reporting period. Income and expense items are translated at the average exchange rates for the period, unless exchange rates fluctuate significantly during that period, in which case the exchange rates at the dates of the transactions are used. Exchange differences arising, if any, are recognised in other comprehensive income and accumulated in equity.



AXIS CAPITAL LIMITED

Notes to consolidated financial statements for the year ended March 31, 2023

n. Earnings Per Share

Basic earnings per share is calculated by dividing the net profit or loss (before other comprehensive income) for the year attributable to equity shareholders (after deducting attributable taxes) by the weighted average number of equity shares outstanding during the year.

For the purpose of calculating diluted earnings per share, the net profit or loss (before other comprehensive income) for the year attributable to equity shareholders and the weighted average number of shares outstanding during the year are adjusted for the effects of all dilutive potential equity shares.

o. Segmental Reporting

Operating segments are reported in a manner consistent with the internal reporting provided to the chief operating decision maker.

The Joint Managing Directors and CEO of the Group assesses the financial performance and position of the Group and make strategic decisions and hence has been identified as being chief operating decision maker.

p. Provisions

A provision is recognized when the Group has a present obligation (legal or constructive) as a result of past event; it is probable that an outflow of resources will be required to settle the obligation, in respect of which a reliable estimate can be made of the amount of obligation. Provisions are not discounted to its present value and are determined based on best estimate required to settle the obligation at the reporting date. These are reviewed at each reporting date and adjusted to reflect the current best estimates.

q. Contingent liabilities and Assets

A contingent liability is a possible obligation that arises from past events whose existence will be confirmed by the occurrence or non-occurrence of one or more uncertain future events beyond the control of the Group or a present obligation that is not recognized because it is not probable that an outflow of resources will be required to settle the obligation. A contingent liability also arises in extremely rare cases where there is a liability that cannot be recognized because it cannot be measured reliably. The Group does not recognize a contingent liability but discloses its existence in the consolidated financial statements. Where there is a possible obligation or a present obligation in respect of which the likelihood of outflow of resources is remote, no provision or disclosure is made.

Contingent assets are not recognised in the consolidated financial statements if the inflow of the economic benefit is probable than it is disclosed in the consolidated financial statements.

r. Cash and cash equivalents

Cash and cash equivalents for the purposes of cash flow statement comprise cash at bank and in hand and short-term deposits with an original maturity of three months or less that are readily convertible to known amounts of cash and which are subject to an insignificant risk of changes in value.

For the purpose of the statement of cash flows, cash and cash equivalents consist of cash on hand, cheques on hand, balances with banks (of the nature of cash and cash equivalents) and short-term deposits, as defined above.



AXIS CAPITAL LIMITED

Notes to consolidated financial statements for the year ended March 31, 2023

s. Statement of Cash Flows

Statement of Cash Flows is prepared segregating the cash flows into operating, investing and financing activities. Cash flow from operating activities is reported using indirect method adjusting the net profit for the effects of:

- i. changes during the period in inventories and operating receivables and payables transactions of a non-cash nature;
- ii. non-cash items such as depreciation, provisions, deferred taxes, unrealised foreign currency gains and losses and
- iii. all other items for which the cash effects are investing or financing cash flows.

Cash and cash equivalents (including bank balances shown in the Statement of Cash Flows) exclude items which are not available for general use as on the date of Balance Sheet.



AXIS CAPITAL LIMITED

Notes to consolidated financial statements for the year ended 31 March, 2023

3. Cash and cash equivalents

	As at 31 March 2023 (₹ In lakhs)	As at 31 March 2022 (₹ In lakhs)
Cash and cash equivalents		
-Cash on hand	0.59	0.67
Balances with banks:		
-On current accounts	2,395.43	1,853.52
-On insured money market accounts	415.74	351.21
Total	2,811.76	2,205.40

4. Bank Balance other than cash & cash equivalents

	As at 31 March 2023 (₹ in lakhs)	As at 31 March 2022 (₹ in lakhs)
Fixed deposits with original maturity of more than 12 months		
Lien marked deposits (The period of lien is in line with the period of fixed deposit)*	62,619.44	55,927.16
Other Deposits	-	-
Total	62,619.44	55,927.16

*Lien marked to stock exchanges for margin/security deposit purpose, banks for overdraft facilities and bank guarantee.

5. Trade receivables

	As at 31 March 2023 (₹ in lakhs)	As at 31 March 2022 (₹ In lakhs)
(a) Receivables considered good - Unsecured		
Due from related parties	1,584.86	
Due from others	96,333.96	1,19,315.50
Less: Impairment loss allowance	-	-
Sub total	97,918.82	1,19,315.50
(b) Receivables which have significant increase in credit risk		
Less: Impairment loss allowance	325.45	17.96
	(321.11)	(8.98)
Sub total	4.34	8.98
(c) Receivables -- credit impaired		
Less: Impairment loss allowance	52.92	56.53
	(52.92)	(56.53)
Sub total	-	-
Total	97,923.16	1,19,324.48

Note 1:- Refer note 50 and 56 for additional disclosure in relation to Trade receivables. Refer note 44 for related party transactions.

6. Loans

	As at 31 March 2023 (₹ in lakhs)	As at 31 March 2022 (₹ In lakhs)
Loans at Amortised Cost		
(A) Staff Loans	2.41	1.82
Sub total	2.41	1.82
Less: Impairment Loss	-	-
Total (A)	2.41	1.82
(B) Unsecured	2.41	1.82
Sub total	2.41	1.82
Less: Impairment Loss	-	-
Total (B)	2.41	1.82
(C)		
(i) Loans in India		
Others	2.41	1.82
Sub total	2.41	1.82
Less: Impairment Loss	-	-
Total (C)(I)	2.41	1.82
(ii) Loans outside India		
Others	-	-
Sub total	-	-
Less: Impairment Loss	-	-
Total (C)(II)	-	-
Total (C)(I)+(II)	2.41	1.82



7. Investments

Particulars	31 March 2023							
	Amortised cost	At fair value		Others (at cost)		Total		
		(1)	(2)	(3)	(4)		(5=2+3+4)	(6)
7. Investments (Contd.)								
(i) Mutual Funds								
Overnight Fund – Direct – Growth	-	-	-	-	-	-	-	-
Liquid Fund – Direct – Growth*	-	-	5,337.50	-	5,337.50	-	5,337.50	-
Structured Credit AIF – Series I	-	1,230.23	-	-	1,230.23	-	1,230.23	-
(ii) Other	-	-	-	-	-	-	-	-
Equity Instruments in unlisted companies	-	41,883.85	-	-	41,883.85	-	41,883.85	-
Total Gross (A)	-	43,114.08	5,337.50	-	48,451.58	-	48,451.58	-
(i) Investment outside India	-	-	-	-	-	-	-	-
(ii) Investment in India	-	43,114.08	5,337.50	-	48,451.58	-	48,451.58	-
Total (B)	-	43,114.08	5,337.50	-	48,451.58	-	48,451.58	-
Less: Impairment allowance (C)	-	-	-	-	-	-	-	-
Total Net (A-C)	-	43,114.08	5,337.50	-	48,451.58	-	48,451.58	-

Particulars	31 March 2022							
	Amortised cost	At fair value		Others (at cost)		Total		
		(1)	(2)	(3)	(4)		(5=2+3+4)	(6)
7. Investments (Contd.)								
(i) Mutual Funds								
Overnight Fund – Direct – Growth	-	-	1,119.67	-	1,119.67	-	1,119.67	-
Liquid Fund – Direct – Growth*	-	-	3,003.10	-	3,003.10	-	3,003.10	-
Structured Credit AIF – Series I	-	941.58	-	-	941.58	-	941.58	-
(ii) Other	-	-	-	-	-	-	-	-
Equity Instruments in unlisted companies	-	48,442.35	-	-	48,442.35	-	48,442.35	-
Total Gross (A)	-	49,383.93	4,122.77	-	53,506.70	-	53,506.70	-
(i) Investment outside India	-	-	-	-	-	-	-	-
(ii) Investment in India	-	49,383.93	4,122.77	-	53,506.70	-	53,506.70	-
Total (B)	-	49,383.93	4,122.77	-	53,506.70	-	53,506.70	-
Less: Impairment allowance (C)	-	-	-	-	-	-	-	-
Total Net (A-C)	-	49,383.93	4,122.77	-	53,506.70	-	53,506.70	-

*pledged to Stock Exchange and Bankers amounting to ₹ 4,855.52 lakhs (31 March, 2022: ₹ 2,600.31 lakhs)



AXIS CAPITAL LIMITED

Notes to consolidated financial statements for the year ended 31 March, 2023

8. Other financial assets

	As at 31 March 2023 (₹ In lakhs)	As at 31 March 2022 (₹ In lakhs)
Security/margin deposit		
-with stock exchanges	173.25	173.25
-others	23.18	24.65
Advance recoverable in cash		
-Recoverable from others	437.55	433.76
Other receivable	-	-
Interest accrued on investment	-	25.37
Sub total	633.98	657.03
Less: Impairment loss allowance	-	-
Total	633.98	657.03

9. Inventories

	As at 31 March 2023		As at 31 March 2022	
	(No of Shares)	(₹ In lakhs)	(No of Shares)	(₹ In lakhs)
Opening	-	-	-	-
Purchase	74,07,736	13,296.29	31,38,861	8,047.15
Sale (at cost)*	74,07,736	13,296.29	31,38,861	8,047.15
Closing	-	-	-	-
Total	-	-	-	-

* Loss (net) of ₹68.76 lakhs [31 March 2022: Loss (net) of ₹48.50 lakhs] on sale of these shares has been disclosed under Note 30 "Other expenses".

10. Current tax assets (net)

	As at 31 March 2023 (₹ In lakhs)	As at 31 March 2022 (₹ In lakhs)
Advance income-tax [Net of provision of ₹33,951.04 lakhs (31 March 2022: ₹16,955.61 lakhs)]	1,140.47	672.57
Less:- Impairment loss allowance for tax credit	(29.11)	-
Total	1,111.36	672.57



AXIS CAPITAL LIMITED

Notes to consolidated financial statements for the year ended 31 March, 2023

11. Property, plant and equipment

(₹ in lakhs)

Particulars	Computers	Furniture	Office Equipment	Right to use - premises	Total
At cost as on 31 March, 2021	221.76	1.18	20.63	158.45	402.02
Additions during the year	519.04	13.98	-	138.33	671.34
Disposals during the year	19.72	-	-	158.45	178.18
Exchange gain / (Loss) on foreign exchange translation	0.03	-	-	-	0.03
At cost as on 31 March 2022	721.10	15.16	20.63	138.33	895.18
Accumulated depreciation and impairment as on 31 March, 2021	150.40	0.67	9.38	123.24	283.69
Depreciation for the year	103.86	1.03	2.90	50.58	158.37
Disposals during the year	19.72	-	-	158.45	178.17
Accumulated depreciation and impairment as on 31 March 2022	234.54	1.70	12.28	15.37	263.89
At cost as on 31 March, 2022	721.10	15.16	20.63	138.33	895.18
Additions during the year	236.13	-	19.66	-	255.79
Disposals during the year	-	-	2.23	-	2.23
At cost as on 31 March 2023	957.26	15.16	38.06	138.33	1,148.77
Accumulated depreciation and impairment as on 31 March, 2022	234.54	1.70	12.28	15.37	263.89
Depreciation for the year	240.69	1.61	2.43	46.11	290.84
Disposals during the year	-	-	2.07	-	2.07
Accumulated depreciation and impairment as on 31 March 2023	475.23	3.32	12.63	61.48	552.66
Net carrying amount as on 31 March 2023	482.04	11.85	25.43	76.85	596.11
Net carrying amount as on 31 March 2022	486.57	13.46	8.35	122.96	631.30



AXIS CAPITAL LIMITED

Notes to consolidated financial statements for the year ended 31 March, 2023

12. Intangible assets under development

(₹ in lakhs)

Particulars	Intangible assets under development
At cost as on 01 April, 2021	1.96
Additions during the year	50.34
Capitalised during the year	2.80
At cost as on 31 March 2022	49.50
At cost as on 01 April, 2022	49.50
Additions during the year	13.22
Capitalised during the year	13.22
At cost as on 31 March 2023	49.50

Note 1 - Refer note 55 for additional disclosure.

13. Other Intangibles

(₹ in lakhs)

Particulars	Software	Website development cost	Total
At cost as on 31 March, 2021	157.68	5.81	163.49
Additions during the year	22.80	-	22.80
Disposals during the year	-	-	-
At cost as on 31 March 2022	180.48	5.81	186.29
Accumulated depreciation and impairment as on 31 March, 2021	56.95	3.42	60.37
Additions during the year	31.61	1.16	32.77
Disposals during the year	-	-	-
Accumulated depreciation and impairment as on 31 March 2022	88.55	4.59	93.14
At cost as on 31 March, 2022	180.48	5.81	186.29
Additions during the year	0.24	12.99	13.22
Disposals during the year	-	5.81	5.81
At cost as on 31 March 2023	180.72	12.99	193.70
Accumulated depreciation and impairment as on 31 March, 2022	88.55	4.59	93.14
Additions during the year	31.33	1.64	32.97
Disposals during the year	-	5.35	5.35
Accumulated depreciation and impairment as on 31 March 2023	119.88	0.88	120.76
Net carrying amount as on 31 March 2023	60.83	12.11	72.94
Net carrying amount as on 31 March 2022	91.93	1.22	93.15



AXIS CAPITAL LIMITED

Notes to consolidated financial statements for the year ended 31 March, 2023

14. Other non-financial assets

	As at 31 March 2023 (₹ In lakhs)	As at 31 March 2022 (₹ In lakhs)
Deposit with service tax authorities paid under protest	78.50	76.25
Prepaid expenses	421.97	383.19
Advance towards expenses	17.08	58.58
Total	517.55	518.02

15. Trade Payables

	As at 31 March 2023 (₹ In lakhs)	As at 31 March 2022 (₹ In lakhs)
Trade payables		
-Dues of micro and small enterprises (Refer note 47)	-	17.26
-Dues of creditors other than micro and small enterprises		
-Dues of related parties (Refer note 44)	13.79	17.93
-Dues of others	94,976.01	1,15,724.63
Total	94,989.79	1,15,759.82

Note 1:- Refer note 57 for additional disclosure in relation to Trade payables.

16. Other Payables

	As at 31 March 2023 (₹ In lakhs)	As at 31 March 2022 (₹ In lakhs)
Capital Creditors		
-Dues of micro and small enterprises	-	-
-Dues of creditors other than micro and small enterprises	-	97.54
Total	-	97.54

17a. Borrowings

	As at 31 March 2023 (₹ In lakhs)	As at 31 March 2022 (₹ In lakhs)
Bank overdraft*	-	-
Total	-	-

*The Group has obtained overdraft facilities of Rs. 6,400 lakhs from Bank with Interest rate of 5.69% p.a. to 7.70% p.a. and same is secured against fixed deposit, mutual funds and books debts of the Company.

17b. Lease liabilities

	As at 31 March 2023 (₹ In lakhs)	As at 31 March 2022 (₹ In lakhs)
Lease liabilities (Refer note 52)	83.56	125.42
Total	83.56	125.42

18. Others financial liabilities

	As at 31 March 2023 (₹ In lakhs)	As at 31 March 2022 (₹ In lakhs)
Payable to Employees	26.90	8.57
Total	26.90	8.57

19. Current tax liabilities (net)

	As at 31 March 2023 (₹ In lakhs)	As at 31 March 2022 (₹ In lakhs)
Provision for tax [net of advance tax of ₹9,586.10 lakhs (31 March 2022: ₹22,202.95 lakhs)]	259.42	112.47
Total	259.42	112.47



AXIS CAPITAL LIMITED

Notes to consolidated financial statements for the year ended 31 March, 2023

20. Provisions

	As at 31 March 2023 (₹ In lakhs)	As at 31 March 2022 (₹ In lakhs)
Provision for employee benefits		
Gratuity payable (funded) (Refer note 39)	130.26	173.35
Provision for compensated absences	46.08	38.42
Provision for bonus	3,326.45	9,216.39
	<u>3,502.79</u>	<u>9,428.16</u>
Other provisions		
Provision for litigation	-	-
	<u>-</u>	<u>-</u>
Total	<u>3,502.79</u>	<u>9,428.16</u>



AXIS CAPITAL LIMITED

Notes to consolidated financial statements for the year ended 31 March, 2023

21. Others non-financial liabilities

	As at 31 March 2023 (₹ in lakhs)	As at 31 March 2022 (₹ in lakhs)
Others		
-Statutory dues	1,663.02	1,587.49
Income received in advance	95.00	10.00
Total	1,758.02	1,597.49

22. Share capital

	As at 31 March 2023 (₹ in lakhs)	As at 31 March 2022 (₹ in lakhs)
Authorised share capital		
175,000,000 (31 March 2022: 175,000,000) equity shares of ₹10/- each)	17,500.00	17,500.00
Issued share capital		
73,500,000 (31 March 2022: 73,500,000) equity shares of ₹10/- each)	7,350.00	7,350.00
Subscribed and fully paid-up shares		
73,500,000 (31 March 2022: 73,500,000) equity shares of ₹10/- each)	7,350.00	7,350.00

(a) Reconciliation of the shares outstanding at the beginning and at the end of the reporting year

Equity shares

	31 March 2023		31 March 2022	
	No.	(₹ in lakhs)	No.	(₹ in lakhs)
At the beginning of the year	7,35,00,000	7,350.00	7,35,00,000	7,350.00
Issued during the year	-	-	-	-
Cancelled during the year	-	-	-	-
Outstanding at the end of the year	7,35,00,000	7,350.00	7,35,00,000	7,350.00

(b) Terms/right attached to equity shares

The Company has only one class of equity shares having par value of ₹10/- per share. Each holder of equity shares is entitled to one vote per share. The company declares and pays dividends in Indian rupees. The dividend proposed by the Board of Directors is subject to the approval of the shareholders in the ensuing Annual General Meeting.

During the year ended 31 March 2023, the amount of per share dividend recognized as distributions to equity shareholders was ₹Nil (31 March 2022: ₹2.70/-).

In the event of liquidation of the Company, the holder of equity shares will be entitled to receive remaining assets of the Company, after distribution of all preferential amounts. The distribution will be in the proportion of the number of shares held by the shareholders.

(c) Shares held by holding/ ultimate holding Company and/ or their subsidiaries/ associates

Out of equity shares issued by the Company, shares held by its holding company, ultimate holding company and their subsidiaries / associates are as below:

Name of shareholder	31 March 2023		31 March 2022	
	No.	(₹ in lakhs)	No.	(₹ in lakhs)
Axis Bank Limited, the holding Company and its nominees 73,500,000 (31 March 2022: 73,500,000) equity shares of ₹10/- each)	7,35,00,000	7,350.00	7,35,00,000	7,350.00

(d) Shareholding of Promoters

Shares held by promoters at as 31 March 2023			
Promoter name	No. of Shares	% of total shares	% Change during the year
Axis Bank Limited	7,35,00,000	100%	-
Total	7,35,00,000	100%	-

Shares held by promoters at as 31 March 2022			
Promoter name	No. of Shares	% of total shares	% Change during the year
Axis Bank Limited	7,35,00,000	100%	-
Total	7,35,00,000	100%	-



AXIS CAPITAL LIMITED

Notes to consolidated financial statements for the year ended 31 March, 2023

(e) Details of shareholders holding more than 5% shares in the Company

Name of shareholder	31 March 2023		31 March 2022	
	No.	% of holding	No.	% of holding
Axis Bank Limited, the holding Company and its nominees 73,500,000 (31 March 2022: 73,500,000) equity shares of ₹10/- each)	7,35,00,000	100%	7,35,00,000	100%

As per records of the Parent Company, including its register of shareholders/members and other declarations received from shareholders regarding beneficial interest, the above shareholding represents both legal and beneficial ownerships of shares.

(f) Proposed dividend on Equity shares

The Board proposed dividend on equity shares after the balance sheet date.

	For the year ended 31 March 2023	For the year ended 31 March 2022
	(₹ In lakhs)	(₹ In lakhs)
Proposed dividend on equity shares for the year ended on 31 March 2023: ₹Nil per share (31 March 2022: ₹Nil per share)	-	-
Total	-	-

23. Other equity

	As at 31 March 2023 (₹ In lakhs)	As at 31 March 2022 (₹ In lakhs)
General Reserve		
Balance at the beginning of the year	1,292.37	1,292.37
Add: Addition during the year	-	-
Balance as at end of the year	1,292.37	1,292.37
Retained earnings		
Balance at the beginning of the year	53,911.32	37,048.79
Add: Comprehensive Income for the year	14,203.46	18,934.30
Add: Remeasurement gains on employee benefits	(29.34)	(87.27)
Less: Dividend paid	-	(1,984.50)
Balance as at end of the year	68,085.44	53,911.32
Debt Instruments through FVOCI		
Balance at the beginning of the year	5.01	-
Add: Addition during the year	33.84	5.01
Balance as at end of the year	38.85	5.01
Equity Instruments through FVOCI		
Balance at the beginning of the year	28,033.11	-
Add: Addition during the year	(5,057.92)	28,033.11
Balance as at end of the year	22,975.19	28,033.11
Contribution from Shareholders		
Balance at the beginning of the year	7,537.82	6,123.17
Add: Addition during the year	144.07	1,414.65
Balance as at end of the year	7,681.89	7,537.82
Foreign Currency Translation Reserve		
Balance at the beginning of the year	25.18	10.27
Add: Addition during the year	32.49	14.91
Balance as at end of the year	57.67	25.18
Total	1,00,131.41	90,804.81

Nature and purpose of the reserve

General Reserve

General Reserve was created earlier for specific purpose and are available for distribution to shareholders as dividend.

Retained Earnings

Retained earnings represents surplus/accumulated earnings of the Group and are available for distribution to shareholders as dividend.

Debt Instruments through FVOCI

It consists of income that will be reclassified to Profit and Loss.

Equity Instruments through FVOCI

It consists of income that will not be reclassified to Profit and Loss.

Contribution from Shareholders

Contribution from Shareholders represents fair value of the employee stock option plan. These options are issued by ABL Employee Welfare Trust ("the Trust") in consultation with Axis Bank Limited ("the Holding Company")



AXIS CAPITAL LIMITED

Notes to consolidated financial statements for the year ended 31 March, 2023

24. Revenue from operations

	For the year ended 31 March 2023	For the year ended 31 March 2022
	(₹ in lakhs)	(₹ in lakhs)
Fees from advisory services and other professional services	21,441.79	33,437.31
Brokerage income	22,575.41	18,696.13
Other operating income	-	-
-Interest Income on margin money funding	-	-
Total	44,017.20	52,133.44

25. Other Income

	For the year ended 31 March 2023	For the year ended 31 March 2022
	(₹ in lakhs)	(₹ in lakhs)
(I) Interest Income		
Interest on deposit with banks	2,790.31	2,294.47
Interest Income on Insurance Money Market Accounts (IMMA)	1.97	0.13
Interest on alternative investment fund	82.42	28.51
Interest on staff loan and deposits	1.00	2.26
	2,875.70	2,325.37
(II) Net gain/(loss) on fair value instruments at fair value through profit or loss		
On financial instruments designated at fair value through profit or loss	-	557.85
Total gain/(loss) on fair value changes	-	557.85
Fair value changes:		
Realised	390.00	553.52
Unrealised	46.74	4.33
Total gain/(loss) on fair value changes	436.75	557.85
(III) Miscellaneous income		
Reversal of provision/liability no longer required	224.50	54.77
Profit on sale of fixed assets	-	0.89
Miscellaneous income	3.75	5.45
Dividend income	-	353.06
Foreign exchange gain	10.82	12.57
	239.06	426.74
Total	3,551.51	3,309.96

26. Finance costs

	For the year ended 31 March 2023	For the year ended 31 March 2022
	(₹ in lakhs)	(₹ in lakhs)
On financial liabilities measured at amortised cost		
Interest on overdraft	35.16	36.58
Interest on lease payment	7.10	4.03
Other interest expenses		
Interest on income tax expenses	16.25	5.03
Bank guarantee commission	237.47	60.59
Total	295.99	106.23

27. Impairment of financial instruments

	For the year ended 31 March 2023	For the year ended 31 March 2022
	(₹ in lakhs)	(₹ in lakhs)
On financial instrument measured at amortised cost		
Trade Receivables		
- Provision for bad and doubtful debts	611.46	200.25
- Bad debts written off	0.01	-
- Reversal of provision of doubtful debts	(302.94)	(241.86)
Others	29.11	-
Total	337.64	(41.61)



28. Employee benefits expense

	For the year ended 31 March 2023	For the year ended 31 March 2022
	(₹ In lakhs)	(₹ In lakhs)
Salaries, wages and bonus	13,142.79	16,707.68
Contribution to provident and other funds (Refer note 39)	402.66	281.38
Share based payments to employees (Refer note 45)	144.07	1,414.65
Gratuity expense (Refer note 39)	100.92	86.07
Staff welfare expenses	319.24	152.81
Total	14,109.67	18,642.59

Note: The Code on Social Security, 2020 ('Code') relating to employee benefits during employment and post employment benefits received

Presidential assent in September 2020. The Code has been published in the Gazette of India. However, the date on which the Code will come into effect has not been notified and the final rules/interpretation have not yet been issued. The Group will assess the impact of the Code when it comes into effect and will record any related impact in the period the Code becomes effective.

29. Depreciation and amortization expense

	For the year ended 31 March 2023	For the year ended 31 March 2022
	(₹ In lakhs)	(₹ In lakhs)
Depreciation of tangible assets	290.84	158.37
Amortization of intangible assets	32.97	32.77
Total	323.82	191.14



AXIS CAPITAL LIMITED

Notes to consolidated financial statements for the year ended 31 March, 2023

30. Other expenses

	For the year ended 31 March 2023	For the year ended 31 March 2022
	(₹ in lakhs)	(₹ in lakhs)
Stamp duty	266.39	235.24
Trade confirmation charges	914.13	767.98
Brokerage expenses	6,250.94	5,139.56
Stock exchange expenses	1,661.81	1,207.50
Printing and stationary*	289.58	1.76
Electricity & water charges	39.88	33.80
Rent	597.76	565.16
Repairs & maintenance - others	353.06	287.77
CSR expenditure (Refer to Note No 31)	365.77	259.83
Insurance	14.17	13.34
Rates and taxes	177.11	21.22
Professional fees*	813.85	990.02
Office expenses*	211.18	237.45
Deputation expenses	205.41	232.67
Telephone, fax & internet	110.17	80.50
Foreign exchange loss	-	-
Loss on sale of devolved securities/dealing error	68.76	48.50
Travelling & conveyance expenses	230.23	92.45
Director's sitting fees	51.50	41.00
Auditors' fees and expenses (Refer note 30.1 below)	37.03	39.65
Loss on fair value of staff loans and deposits	0.53	2.48
Subscription expenses	224.09	165.10
Miscellaneous expenses	502.57	277.50
Total	13,386.53	10,740.47

*Includes direct expenses pertaining to advisory services and other professional services amounting to ₹291.81 lakhs (Previous Year: ₹179.45 lakhs)

30.1 Auditors' fees and expenses

	For the year ended 31 March 2023	For the year ended 31 March 2022
	(₹ in lakhs)	(₹ in lakhs)
Auditors remuneration:		
- For audit	29.38	30.80
- For other services	6.26	8.72
- For reimbursement of expenses	1.40	0.13
	37.03	39.65



AXIS CAPITAL LIMITED

Notes to consolidated financial statements for the year ended 31 March, 2023

31 Details of CSR expenditure:

(₹ in lakhs)

Particulars	For the year ended 31 March, 2023	For the year ended 31 March, 2022
a) Gross amount required to be spent by the Company during the year	365.77	259.83
b) Amount approved by the Board to be spent during the year	365.77	259.83
c) Amount spent during the year	365.77	259.83
i) Construction/acquisition of any asset	-	-
ii) On purposes other than (i) above	365.77	259.83
d) Details related to spent/unspent obligations:		
i) Contribution to Public Trust	-	-
ii) Contribution to Charitable Trust	365.77	259.83
iii) Amount unspent	-	-

(₹ in lakhs)

Particulars	For the year ended 31 March, 2023	For the year ended 31 March, 2022
(a) amount required to be spent by the Group during the year	365.77	259.83
(b) amount of expenditure incurred	365.77	259.83
(c) shortfall at the end of the year	-	-
(d) total of previous years shortfall	-	-
(e) reason for shortfall	Not applicable	Not applicable
(f) nature of CSR activities	Sustainable Livelihoods	Sustainable Livelihoods and Promoting health care
(g) details of related party transactions	-	-
(h) provision made with respect to a liability incurred by entering into a contractual obligation	-	-

32 Income Tax Expense:

(₹ in lakhs)

Particulars	For the year ended 31 March, 2023	For the year ended 31 March, 2022
Current tax		
Current tax on profits for the year	5,034.75	6,839.97
Adjustments for current tax of prior years	-	-
Total Current Tax	5,034.75	6,839.97
Deferred tax		
Deferred tax expense/(income) (Refer Note 33)	(123.14)	30.30
Total deferred tax expense/(income)	(123.14)	30.30
Total tax expense	4,911.61	6,870.27

32.1 Reconciliation of effective tax rate:

The tax charge shown in the statement of profit and loss differs from the tax charge that would apply if all profits had been charged at Indian corporate tax rate. A reconciliation between the tax expense and the accounting profit multiplied by India's domestic tax rate for the year ended March 31, 2023 and March 31, 2022 is as follows:

(₹ in lakhs)

Particulars	For the year ended 31 March, 2023	For the year ended 31 March, 2022
Profit before tax expenses	19,115.06	25,804.58
Enacted income tax rate in India applicable to the Group is 25.168%	4,810.88	6,494.50
Tax effect of:		
Capital gain on sale of shares	-	(25.82)
Remeasurement of gratuity through OCI	(7.38)	(21.96)
Other Non-deductible expenses:		
Share Based Payments to employees	36.26	356.04
Interest on income tax expenses	4.09	1.27
CSR expenditure	92.06	65.39
Others	(24.30)	0.86
Total tax expense	4,911.61	6,870.27
Effective tax rate	25.69%	26.62%

The Parent Company has elected to exercise the option permitted under Section 115BAA of the Income Tax Act, 1961 as introduced by the Taxation Laws (Amendment) Ordinance, 2019.



AXIS CAPITAL LIMITED

Notes to consolidated financial statements for the year ended 31 March, 2023

33 Deferred Tax Asset / (liability) (Net)
Component and Movement in Deferred Tax Assets (Net):

(₹ in lakhs)

Deferred tax asset / (liability)	As at 31 March, 2022	Recognised in Profit and Loss	Recognised in OCI	As at 31 March, 2023
Provision for Impairment Loss	16.49	(77.67)	-	94.16
Difference in WDV as per Books of Account and Income Tax	(13.32)	(28.41)	-	15.09
Fair value adjustment of Financial Instruments	(0.87)	7.20	-	(8.07)
Impact on Revenue recognised under Ind AS 115	2.51	(21.38)	-	23.89
Valuation on interest free loans and deposits	0.61	0.12	-	0.49
Disallowance under section 43B of the Income Tax Act, 1961	9.67	(1.93)	-	11.60
Difference in lease asset amortisation and rent expenses	0.62	(1.07)	-	1.69
Change in fair value of investment in unquoted equity shares	(8,316.88)	-	(1,500.58)	(6,816.30)
Change in fair value of investment in mutual fund - Axis Structured Credit AIF – Series I	(1.68)	-	8.77	(10.45)
Total	(8,302.85)	(123.14)	(1,491.81)	(6,687.90)

(₹ in lakhs)

Deferred tax asset / (liability)	As at 31 March, 2021	Recognised in Profit and Loss	Recognised in OCI	As at 31 March, 2022
Provision for Impairment Loss	26.96	10.47	-	16.49
Difference in WDV as per Books of Account and Income Tax	4.90	18.22	-	(13.32)
Fair value adjustment of Financial Instruments	(0.00)	0.87	-	(0.87)
Impact on Revenue recognised under Ind AS 115	5.03	2.52	-	2.51
Valuation on interest free loans and deposits	0.56	(0.05)	-	0.61
Disallowance under section 43B of the Income Tax Act, 1961	7.76	(1.91)	-	9.67
Difference in lease asset amortisation and rent expenses	0.80	0.18	-	0.62
Change in fair value of investment in unquoted equity shares	-	-	8,316.88	(8,316.88)
Change in fair value of investment in mutual fund - Axis Structured Credit AIF – Series I	-	-	1.68	(1.68)
Total	46.01	30.30	8,318.56	(8,302.85)



AXIS CAPITAL LIMITED

Notes to consolidated financial statements for the year ended 31 March, 2023

34 Earnings per share

Basic earnings per share (EPS) is calculated by dividing the net profit for the year attributable to equity holders of Group by the weighted average number of equity shares outstanding during the year.

Diluted EPS is calculated by dividing the net profit attributable to equity holders of Group (after adjusting for interest on the convertible preference shares and interest on the convertible bond, in each case, net of tax) by the weighted average number of equity shares outstanding during the year plus the weighted average number of equity shares that would be issued on the conversion of all the dilutive potential ordinary shares into ordinary shares.

The computation of basic and diluted earnings per share is below:

Particulars	(₹ in lakhs)	
	For the year ended 31 March, 2023	For the year ended 31 March, 2022
Profit attributable to the equity holders of the Group (A) (₹ in lakhs)	14,203.45	18,934.31
Weighted Average number of shares issued for calculating Basic EPS (B) (in lakhs)	735.00	735
Adjustment for calculation of Diluted EPS (C)	-	-
Weighted Average number of shares issued for Diluted EPS (D= B+C) (in lakhs)	735.00	735
Basic EPS in ₹	19.32	25.76
Diluted EPS in ₹	19.32	25.76

35 Contingent liabilities & commitments

Particulars	(₹ in lakhs)	
	As at 31 March, 2023	As at 31 March, 2022
Contingent Liabilities		
(A) Claims against the Group not acknowledged as debts*	25.00	25.00
(B) Tax Demands under litigations #		
For Service Tax	2,200.28	2,200.28
For Income Tax	-	3.13
For Property Tax	-	63.07
(C) Outstanding bank guarantee@	43,700.00	33,500.00
(D) Penalty by National Stock Exchange**	323.53	-
Total Contingent Liabilities	46,248.81	35,791.48
Capital commitments		
(A) Towards intangible assets under development and plant, property & equipment	49.89	126.73
(B) Uncalled liability towards investments	678.58	1,065.11
Total Commitments	728.47	1,191.84

*The Parent Company is facing certain litigations with respect to alleged non disclosures in respect of investment banking jobs handled by the Parent Company. The Management believes that its position will likely be upheld and the outcome of these proceeding will not have a material adverse effect on the Group's financial position and result of operations.

#The Parent Company is contesting the demands and the management believes that its position will likely be upheld in the appellate process. No tax expense has been accrued in the consolidated financial statements for the tax demand raised. The management believes that the ultimate outcome of this proceeding will not have a material adverse effect on the Group's financial position and results of operations.



AXIS CAPITAL LIMITED**Notes to consolidated financial statements for the year ended 31 March, 2023****35 Contingent liabilities & commitments (Contd.)**

Future cash outflows in respect of above are determinable only on receipt of judgements /decisions pending with various forums/authorities. It is not practicable for the Group to estimate the timings of the cashflows, if any, in respect of the above pending resolution of the respective proceedings. The Group does not expect any outflow in respect of the above contingent liabilities. The Group is of the opinion that above demands are not sustainable and expects to succeed in its appeals.

@ partially secured against fixed deposits

**The Parent Company has received intimation of penalty from National Stock Exchange (NSE) for non-submission of data. NSE implemented new excel format for submission of data. The Parent Company has submitted data in revised format but due to technical glitch certain entries in the excel format were not getting uploaded. As guided by the exchange officials the Parent Company have uploaded excel file by deleting those entries. And after resolution, on the same day revised database was submitted for the identified records. NSE did not consider the revised submission. The Parent Company has raised a waiver request with NSE and had discussed with them, As per NSE, the case would be presented to the Waiver Committee of NSE in the meeting to be held in April 2023. The amount of penalty is not debited from Parent Company accounts so far. The Parent Company had complied with the regulatory requirement regarding margin. The Company expects this penalty will get revoked in the waiver committee.

The Parent Company in the ordinary course of its business has syndicated certain secured instruments aggregating to ₹ 88,050 lakhs (31 March, 2022: ₹ 52,250 lakhs) wherein the Parent Company is mandated to monetize the underlying security (adequately collateralised) on occurring certain events to meet the Issuer's obligations and fulfill the shortfall if any.

36 Registration of charge or satisfaction with Registrar of Companies (ROC)

The Parent Company do not have any charges or satisfaction which is yet to be registered with ROC beyond the statutory period.

37 Derivatives

The Group has no transactions / exposure in derivatives in the current and previous year.

38 Unhedged foreign currency exposure

Particulars of unhedged foreign currency exposure as at the Balance Sheet date:

As at 31 March ,2023

Particulars	Currency	Foreign Currency in Lakhs	(₹ in lakhs)
Trade Receivables	USD	0.75	61.76
	SGD	0.002	0.11
Trade Payables	USD	1.39	113.34
	SGD	0.14	8.48
Advances	USD	0.04	3.34
	HKD	0.15	1.78
	SGD	0.01	0.82
Bank Balances	USD	6.10	501.69
Other financials assets	USD	0.05	4.14

As at 31 March ,2022

Particulars	Currency	Foreign Currency in Lakhs	(₹ in lakhs)
Trade Receivables	USD	4.52	342.43
Trade Payables	USD	1.01	76.58
	SGD	0.06	3.10
Advances	USD	0.02	1.13
	HKD	0.26	2.58
Bank Balances	USD	6.64	502.94
Other financials assets	USD	0.08	6.40



AXIS CAPITAL LIMITED

Notes to consolidated financial statements for the year ended 31 March, 2023

39 Employee Benefits

A Short term employee benefit obligations

The compensated absences charge for the year ended 31 March, 2023 based on actuarial valuation amounting to ₹7.66 lakhs (31 March, 2022 ₹7.60 lakhs) has been charged in the Statement of Profit and Loss.

B Post Employment Obligations

i. Defined contribution plans

Employer's Contribution to Provident Fund

The Group has recognized the following amount in the Statement of Profit and Loss under the head Contribution to provident and other funds in Employee Benefit Expense for the year:

The expense recognised during the year towards defined contribution plan:

Particulars	(₹ in lakhs)	
	For the year ended 31 March, 2023	For the year ended 31 March, 2022
Employer's Contribution to Provident Fund	402.65	281.38

ii. Defined benefit plans

Gratuity

The Group provides for gratuity for employees in India as per the Payment of Gratuity Act, 1972. Employees who are in continuous service for a year of 5 years are eligible for gratuity. The amount of gratuity payable on retirement / termination is the employees last drawn basic salary per month computed proportionately for 15 days salary multiplied for the number of years of service. The gratuity plan is funded with an insurance company in the form of a qualifying insurance policy.

Change in the Present Value of Projected Benefit Obligations

Particulars	(₹ in lakhs)	
	For the year ended 31 March, 2023	For the year ended 31 March, 2022
Present Value of Benefit Obligation at the beginning of the year	1,061.21	992.99
Interest Cost	68.02	64.45
Current Service Cost	89.81	80.84
Liability Transferred In/ Acquisitions	10.13	2.23
(Liability Transferred Out/ Divestments)	(3.70)	
(Benefit Paid From the Fund)	(126.65)	(167.54)
Actuarial (Gains)/Losses on Obligations - Due to Change in Demographic Assumptions		30.62
Actuarial (Gains)/Losses on Obligations - Due to Change in Financial Assumptions	(40.43)	3.37
Actuarial (Gains)/Losses on Obligations - Due to Experience	78.27	54.25
Present Value of Benefit Obligation at the End of the year	1,136.66	1,061.21

Change in the Fair Value of Plan Assets

Particulars	(₹ in lakhs)	
	For the year ended 31 March, 2023	For the year ended 31 March, 2022
Fair Value of Plan Assets at the beginning of the year	887.86	912.34
Interest Income	56.91	59.21
Contributions by the Employer	173.35	80.65
Assets Transferred In/Acquisitions	10.13	2.23
(Assets Transferred Out/ Divestments)	(3.70)	
(Benefit Paid from the Fund)	(126.65)	(167.54)
Return on Plan Assets, Excluding Interest Income	8.50	0.97
Fair Value of Plan Assets at the end of the year	1,006.40	887.86



AXIS CAPITAL LIMITED

Notes to consolidated financial statements for the year ended 31 March, 2023

39 Employee Benefits (Contd.)

Amount recognised in the Balance Sheet			(₹ in lakhs)
Particulars	As at 31 March, 2023	As at 31 March, 2022	
(Present Value of Benefit Obligation at the end of the year)	(1,136.65)	(1,061.21)	
Fair Value of Plan Assets at the end of the year	1,006.39	887.86	
Funded Status (Surplus/ (Deficit))	(130.26)	(173.35)	
Net (Liability)/Asset Recognized in the Balance Sheet	(130.26)	(173.35)	

Net Interest Cost			(₹ in lakhs)
Particulars	For the year ended 31 March, 2023	For the year ended 31 March, 2022	
Present Value of Benefit Obligation at the Beginning of the year	1,061.21	993.00	
(Fair Value of Plan Assets at the Beginning of the year)	(887.86)	(912.34)	
Net Liability/(Asset) at the Beginning	173.35	80.65	
Interest Cost	68.02	64.45	
(Interest Income)	(56.91)	(59.21)	
Net Interest Cost for Current year	11.11	5.24	

Expenses Recognised in the Statement of Profit or Loss			(₹ in lakhs)
Particulars	For the year ended 31 March, 2023	For the year ended 31 March, 2022	
Current Service Cost	89.81	80.83	
Net Interest Cost	11.11	5.24	
Expenses Recognized	100.92	86.07	

Expenses Recognised in the Other Comprehensive Income (OCI)			(₹ in lakhs)
Particulars	For the year ended 31 March, 2023	For the year ended 31 March, 2022	
Current Service Cost	37.84	88.24	
Net Interest Cost	(8.50)	(0.97)	
Expenses Recognized	29.34	87.27	

Balance Sheet Reconciliation			(₹ in lakhs)
Particulars	As at 31 March, 2023	As at 31 March, 2022	
Opening Net Liability	173.34	80.65	
Expenses Recognized in Statement of Profit or Loss	100.92	86.07	
Expenses Recognized in OCI	29.34	87.27	
Net Liability/(Asset) Transfer In	-	-	
Net (Liability)/Asset Transfer Out	-	-	
(Benefit Paid Directly by the Employer)	-	-	
(Employer's Contribution)	(173.35)	(80.65)	
Net Liability/(Asset) Recognized in the Balance Sheet	130.25	173.34	

Categories of plan assets are as follows:			(₹ in lakhs)
Particulars	As at 31 March, 2023	As at 31 March, 2022	
Insurer managed funds	1,006.39	887.86	
Total	1,006.39	887.86	

Amounts for the current and previous four years are as follows:						(₹ in lakhs)
Particulars	2022-23	2021-22	2020-21	2019-20	2018-19	
Defined benefit obligation	1,136.65	1,061.21	993.00	977.07	971.27	
Plan assets	1,006.39	887.86	912.34	969.01	980.62	
Surplus / (deficit)	130.26	(173.35)	(80.65)	(8.06)	9.35	
Experience adjustments on plan liabilities	78.27	54.25	3.41	(80.72)	(116.72)	
Experience adjustments on plan assets	-	-	-	8.98	(1.16)	



39 Employee Benefits (Contd.)

Significant estimates: Actuarial assumptions and sensitivity

The significant actuarial assumptions were as follows:

Particulars	As at 31 March, 2023	As at 31 March, 2022
Expected return on plan assets	7.30%	6.41%
Discount rate	7.30%	6.41%
Salary growth rate	7.00%	7.00%
Withdrawal rate (per annum)	15.00%	15.00%
Mortality Rate During Employment	Indian Assured Lives Mortality (2012-14) Urban	Indian Assured Lives Mortality (2012-14) Urban

Sensitivity analysis

The sensitivity of the defined benefit obligation to changes in the weighted principal assumptions is:

(₹ in lakhs)

Particulars	Impact on defined benefit obligation			
	Increase in assumptions		Decrease in assumptions	
	As at 31 March, 2023	As at 31 March, 2022	As at 31 March, 2023	As at 31 March, 2022
Discount rate- Delta Effect of 0.5%	(21.37)	(20.70)	22.32	21.64
Salary growth rate- Delta Effect of 0.5%	10.48	10.47	(10.63)	(10.48)
Attrition Rate- Delta Effect of 0.5%	2.97	2.19	(3.14)	(2.31)

The above sensitivity analysis are based on a change in an assumption while holding all other assumptions constant. In practice, this is unlikely to occur, and changes in some of the assumptions may be correlated. When calculating the sensitivity of the defined benefit obligation to significant actuarial assumptions the same method (present value of the defined benefit obligation calculated with the projected unit credit method at the end of the reporting period) has been applied as when calculating the defined benefit liability recognised in the balance sheet.

The methods and types of assumptions used in preparing the sensitivity analysis did not change compared to the prior period.

Risk exposure

Through its defined benefit plans, the Group is exposed to a number of risks, the most significant of which are detailed below:

Interest Rate Risk

A fall in the discount rate which is linked to the G.Sec. Rate will increase the present value of the liability requiring higher provision. A fall in the discount rate generally increases the mark to market value of the assets depending on the duration of asset.

Investment Risk

The present value of the defined benefit plan liability is calculated using a discount rate which is determined by reference to market yields at the end of the reporting period on government bonds. If the return on plan asset is below this rate, it will create a plan deficit. Currently, for the plan in India, it has a relatively balanced mix of investments in government securities, and other debt instruments.

Salary Risk

The present value of the defined benefit plan liability is calculated by reference to the future salaries of members. As such, an increase in the salary of the members more than assumed level will increase the plan's liability.

Asset Liability Matching Risk

The plan faces the ALM risk as to the matching cash flow. Since the plan is invested in lines of Rule 101 of Income Tax Rules, 1962, this generally reduces ALM risk.

Mortality risk

Since the benefits under the plan is not payable for life time and payable till retirement age only, plan does not have any longevity risk.

Concentration Risk

Plan is having a concentration risk as all the assets are invested with the insurance company.

Defined benefit liability and employer contributions

Expected contributions to post-employment benefit plans for the year ending 31 March, 2023 are ₹233.03 lakhs

The weighted average duration of the defined benefit obligation is 5 years (31 March, 2022 – 5 years).

Maturity Analysis of the Benefit Payments from the Fund

(₹ in lakhs)

	1st Following Year	2nd Following Year	3rd Following Year	4th Following Year	5th Following Year	Sum of Years 6 To 10
31 March 2023						
Defined benefit obligation (gratuity)	231.63	159.69	145.99	143.25	129.05	459.89
31 March 2022						
Defined benefit obligation (gratuity)	178.99	171.54	148.85	130.21	113.46	403.13



AXIS CAPITAL LIMITED

Notes to consolidated financial statements for the year ended 31 March, 2023

40 Maturity analysis of assets and liabilities

The table below shows an analysis of assets and liabilities analysed according to when they are expected to be recovered or settled.

(₹ in lakhs)

Assets	As at 31 March, 2023			As at 31 March, 2022		
	Within 12 months	After 12 months	Total	Within 12 months	After 12 months	Total
Financials Assets						
Cash and cash equivalents	2,811.76	-	2,811.76	2,205.40	-	2,205.40
Bank balances other than cash and cash equivalents	51,614.67	11,004.77	62,619.44	39,251.47	16,675.69	55,927.16
Trade Receivables	97,923.16	-	97,923.16	1,19,324.48	-	1,19,324.48
Loans	0.88	1.52	2.41	1.82	-	1.82
Investments	5,337.51	43,114.08	48,451.58	5,064.35	48,442.35	53,506.70
Other Financial Assets	448.44	185.54	633.98	465.88	191.15	657.03
Sub-Total	1,58,136.42	54,305.91	2,12,442.33	1,66,313.40	65,309.19	2,31,622.59
Non Financials Assets						
Current Tax Assets (Net)	-	1,111.36	1,111.36	-	672.57	672.57
Property, Plant and Equipment	-	596.11	596.11	-	631.30	631.30
Other Intangible assets	-	49.50	49.50	-	49.50	49.50
Intangible assets under development	-	72.94	72.94	-	93.15	93.15
Other Non- Financial Assets	405.35	112.20	517.55	483.82	34.20	518.02
Sub-Total	405.35	1,942.11	2,347.46	483.82	1,480.72	1,964.54
Total Assets	1,58,541.77	56,248.02	2,14,789.79	1,66,797.22	66,789.91	2,33,587.13



AXIS CAPITAL LIMITED

Notes to consolidated financial statements for the year ended 31 March, 2023

40 Maturity analysis of assets and liabilities (Contd.)

(₹ in lakhs)

Liabilities	As at 31 March, 2023			As at 31 March, 2022		
	Within 12 months	After 12 months	Total	Within 12 months	After 12 months	Total
Financial Liabilities						
Payables						
I) Trade payables						
Dues of micro and small enterprises	-	-	-	17.26	-	17.26
Dues of creditors other than micro and small enterprises	94,989.79	-	94,989.79	1,15,742.56	-	1,15,742.56
II) Other payables						
Dues of micro and small enterprises	-	-	-	-	-	-
Dues of creditors other than micro and small enterprises	-	-	-	97.54	-	97.54
Lease liabilities	48.23	35.33	83.56	49.35	76.07	125.42
Other financial liabilities	26.90	-	26.90	8.57	-	8.57
Sub-Total	95,064.92	35.33	95,100.25	1,15,915.28	76.07	1,15,991.35
Non-Financial Liabilities						
Current tax liabilities (Net)	259.42	-	259.42	112.47	-	112.47
Provisions	3,502.79	-	3,502.79	9,428.16	-	9,428.16
Deferred tax liabilities	-	6,687.90	6,687.90	-	8,302.85	8,302.85
Other non-financial liabilities	1,758.02	-	1,758.02	1,597.49	-	1,597.49
Sub-Total	5,520.23	6,687.90	12,208.13	11,138.12	8,302.85	19,440.97
Total Liabilities	1,00,585.16	6,723.23	1,07,308.38	1,27,053.40	8,378.92	1,35,432.32



AXIS CAPITAL LIMITED

Notes to consolidated financial statements for the year ended 31 March, 2023

41 Capital Management

The primary objective of the Group's capital management is to ensure that it maintains an efficient capital structure and maximize shareholder value. The Group manages its capital structure and makes adjustments in light of changes in economic conditions, annual operating plans and long term and other strategic investment plans. In order to maintain or adjust the capital structure, the Group may adjust the amount of dividends paid to shareholders or issue new shares. The Group is not subject to any externally imposed capital requirements. No changes were made in the objectives, policies or processes for managing capital during the year ended March 31, 2023 and March 31, 2022. There is no debt as on reporting date.

42 Events after reporting date

There have been no events after the reporting date that require disclosure in these financial statements.

43 There is no change in liabilities arising from financing activities, as there is no borrowing as on reporting date. The Parent Company has taken no credit facilities during the year other than overdraft and bank guarantees.



44 Related Party Disclosures

As per Indian Accounting Standard on related party disclosures (Ind AS 24), the names of the related parties of the Group are as follows:

A Name of related parties and nature of relationship:

Description of relationship	Name of the related party
Holding Company	Axis Bank Limited ("ABL")
Fellow Subsidiaries with whom transactions have taken during the year	Axis Finance Limited ("AFL")
	Axis Securities Limited ("ASL")
	Axis Trustee Services Limited ("ATSL")
Associate of Holding Company	Max Life Insurance Company Limited ("MLICL") (w.e.f. 6th April, 2021)
Key Management Personnel (KMP) and its relatives	Mr. Amitabh Chaudhry (Chairman)
	Mr. Salil Pitale (Joint Managing Director and Co CEO)
	Mr. Chirag Negandhi (Joint Managing Director and Co CEO)
	Mr. Rajiv Anand (Director)
	Mr. Samir Barua (Independent Director)
	Mr. Bahram Vakil (Independent Director)
	Ms. Sutapa Banerjee (Independent Director)

B Details of related party transactions:

Particulars	(₹ in lakhs)				
	Holding Company	Fellow Subsidiary	Associate of Holding Company	Key Management Personnel	Total
Income					
Brokerage Income	6.69 (9.07)	-	-	-	6.69 (9.07)
Brokerage Income (ATSL)	-	0.60 (7.59)	-	-	0.60 (7.59)
Brokerage Income (MLICL)	-	-	255.13 (377.34)	-	255.13 (377.34)
Interest on fixed deposits	766.39 (999.17)	-	-	-	766.39 (999.17)
Advisory Income	1,454.86 (8.93)	-	-	-	1,454.86 (8.93)
Dividend received	-	-	(353.06)	-	(353.06)
Expenses					
Remuneration of Key Management Personnel and its relatives#					
Mr. Chirag Negandhi	-	-	-	1,240.79 (1,007.32)	1,240.79 (1,007.32)
Mr. Salil Pitale	-	-	-	1,240.79 (1,007.83)	1,240.79 (1,007.83)
Reimbursement of expense paid	1,116.64 (1,141.93)	-	-	(0.70) (0.44)	1,115.95 (1,142.36)
Royalty charges paid	65.91 (78.11)	-	-	-	65.91 (78.11)
Interest expense on overdraft	2.89 (24.45)	-	-	-	2.89 (24.45)
Directors' sitting fees	-	-	-	51.50 (41.00)	51.50 (41.00)



44 Related Party Disclosures (Contd.)

(₹ in lakhs)

Particulars	Holding Company	Fellow Subsidiary	Associate of Holding Company	Key Management Personnel	Total
Bank charges	3.37	-	-	-	3.37
	(2.50)	-	-	-	(2.50)
Demat charges	0.57	-	-	-	0.57
	(1.06)	-	-	-	(1.06)
Brokerage expense	-	-	-	-	-
	(24.79)	-	-	-	(24.79)
Brokerage expense (ASL)	-	183.37	-	-	183.37
	-	(121.22)	-	-	(121.22)

Other Transactions					
Dividend paid	-	-	-	-	-
	(1,984.50)	-	-	-	(1,984.50)
Reimbursement of expense received	37.91	-	-	-	37.91
	-	-	-	-	-
Reimbursement of expense received (ATSL)	-	(1.97)	-	-	(1.97)
	-	3.00	-	-	3.00
Reimbursement of expense paid (ATSL)	-	-	-	-	-
	-	-	-	-	-
Purchase of fixed assets	-	-	-	-	-
	(1.81)	-	-	-	(1.81)

Note: Figures in bracket pertain to the previous year.

#Bonus and esop considered in remuneration on payment basis.

As the liabilities for gratuity and leave encashment are provided on an actuarial basis for the Group as a whole, the amounts pertaining to key managerial personnel and relative of key managerial personnel are not included above.

C Key management personnel compensation pertaining to ESOP and other employee benefits:

(₹ in lakhs)

Particulars	For the year ended 31 March, 2023	For the year ended 31 March, 2022
Short Term Employee Benefits/Long term retirement benefits*	-	-
Share Based Payments		
Mr. Chirag Negandhi	8.83	118.08
Mr. Sali Pitale	8.83	118.08
Total	17.66	236.16

* As the liabilities for gratuity and leave encashment are provided on an actuarial basis for the Group as a whole, the amounts pertaining to key managerial personnel and relative of key managerial personnel are not included above.

D Details of balances outstanding for related party transactions:

(₹ in lakhs)

Name of the related party	Nature of Transaction	As at 31 March, 2023	As at 31 March, 2022
Holding Company	Fixed deposit (including interest accrued)	9,739.18	24,529.55
	Share Capital	7,350.00	7,350.00
	Current account	2,340.79	1,774.19
	Overdraft Account Balance*	-	-
	Trade payables	17.35	17.93
	Trade receivable	1,562.29	-
	Other receivable	22.45	-
Associate of Holding Company	Investment**	41,883.85	48,442.35

*Credit line obtained by the Company from Axis Bank Limited is ₹6,400 lakhs (31 March 2022: ₹45,000 lakhs)

** at fair value

E The transactions with related parties are made on terms equivalent to those that prevail in arm's length transactions.



45 Share based payments

2019 - Employee Stock Option Plan

ABL Employee Welfare Trust ("the Trust") in consultation with Axis Bank Limited ("the Holding Company") has granted equity options of Axis Bank Limited to the New Executive employees of the Group under the Employee Stock Option Plan 2019 ("ESOP 2019") with effect from various date as given below to enable the employees of the Group to participate in the future growth and success of the Group. The Holding Company has not charged any cost to the Group relating to ESOPs granted to the employees of the Group.

These options which confer a right but not an obligation on the employee to apply for equity shares of the Holding Company once the terms and conditions set forth in the Employee Stock Option Plan 2019 ("ESOP 2019") and the option agreement have been met. Vesting of options would be subject to continued employment with the Group.

The Group has below share based payment arrangement under ESOP 2019 till 30 April 2022

Particulars	Date of grants	Number of option granted	Exercise price (in ₹)
Grant I	30 August 2019	11,55,000	-
Grant II	6 July 2020	48,000	-
Grant III	1 October 2020	75,000	-
Grant IV	14 November 2020	11,800	-
Grant V	15 March 2021	3,334	-
Grant VI	26 April 2021	20,000	-
Grant VII	26 November 2021	6,000	-
Grant VIII	1 February 2022	7,000	-
Grant IX	3 February 2022	4,250	-

Conditions

Vesting condition	Continued employment with the Group and fulfilment of performance parameters
Exercise period	Exercisable after vesting period
Method of settlement	Equity

Vesting schedule

Particulars	Grant I to V	Number of Option vested and Exercised	Number of Option expect to be vested
As at 30 April 2020	30% for Grant I	3,39,000	-
As at 30 April 2021	30% for Grant I and 50% of Grant II to IV	3,76,400	-
As at 30 April 2022	40% of Grant I, 50% of Grant II to IV and 100% of Grant V to IX	4,93,984	-

Reconciliation of outstanding employee stock options:

For the year ended 31 March 2023

Particulars	Shares arising out of options	Range of exercise prices (in ₹)	Weighted average exercise price (in ₹)	Weighted average remaining contractual life
Outstanding as at 01 April 2022	4,93,984	-	-	0.08 years
Add: Options granted during the year	-	-	-	-
Less: Options cancelled during the year	-	-	-	-
Less: Options exercised during the year	4,93,984	-	-	-
Options outstanding at 31 March 2023	-	-	-	-
Exercisable options at 31 March 2023	-	-	-	-

For the year ended 31 March 2022

Particulars	Shares arising out of options	Range of exercise prices (in ₹)	Weighted average exercise price (in ₹)	Weighted average remaining contractual life
Outstanding as at 01 April 2021	8,57,134	-	-	0.64 years
Add: Options granted during the year	37,250	-	-	0.68 years
Less: Options cancelled during the year	24,000	-	-	-
Less: Options exercised during the year	3,76,400	-	-	-
Options outstanding at 31 March 2022	4,93,984	-	-	0.08 years
Exercisable options at 31 March 2022	-	-	-	-



45 Share based payments (contd.)

Valuation of stock option

The Group follows fair value based method of accounting as described under Ind AS 102 Share based payments for determining compensation cost for its stock-based compensation scheme. The fair value of each stock options granted during the current year and previous year and the assumptions used in calculating the grant date fair value is mentioned in the table below. The fair value has been calculated by applying Black and Scholes model as valued by an independent valuer.

Particulars	Grant Date	Share Price as on grant date (₹ per share)	Exercise Price (₹ per share)	Expected Volatility Annualised Volatility %	Expected Life in Years	Expected Dividend Yield %	Risk-free interest rate (based on Government Bonds)	Fair value of option as on grant date (₹ per share)
Grant I								
Vesting Date 30 April, 2020	30-Aug-19	663.90	-	28.00%	0.67	0.71%	5.87%	660.75
Vesting Date 30 April, 2021	30-Aug-19	663.90	-	28.00%	1.67	0.71%	5.93%	656.07
Vesting Date 30 April, 2022	30-Aug-19	663.90	-	28.00%	2.67	0.71%	6.10%	651.43
Grant II								
Vesting Date 30 April, 2021	06-Jul-20	434.00	-	30.00%	0.82	0.71%	3.72%	431.48
Vesting Date 30 April, 2022	06-Jul-20	434.00	-	30.00%	1.82	0.71%	4.09%	428.43
Grant III								
Vesting Date 30 April, 2021	01-Oct-20	443.70	-	30.00%	0.58	0.71%	3.73%	441.88
Vesting Date 30 April, 2022	01-Oct-20	443.70	-	30.00%	1.58	0.71%	4.31%	438.75
Grant IV								
Vesting Date 30 April, 2021	14-Nov-20	610.35	-	30.00%	0.46	0.71%	3.59%	608.36
Vesting Date 30 April, 2022	14-Nov-20	610.35	-	30.00%	1.46	0.71%	3.59%	604.06
Grant V								
Vesting Date 30 April, 2022	15-Mar-21	744.40	-	30.00%	1.13	0.71%	4.10%	738.45
Grant VI								
Vesting Date 30 April, 2022	26-Apr-21	700.45	-	30.00%	1.01	0.71%	3.76%	695.45
Grant VII								
Vesting Date 30 April, 2022	26-Nov-21	661.75	-	30.00%	0.42	0.71%	4.29%	659.78
Grant VIII								
Vesting Date 30 April, 2022	01-Feb-22	781.90	-	30.00%	0.24	0.71%	4.65%	780.57
Grant IX								
Vesting Date 30 April, 2022	03-Feb-22	799.55	-	30.00%	0.24	0.71%	4.68%	798.19

Summary of Share based payment expense recognised in Consolidated Statement in Profit and Loss

Particulars	₹ in lakhs	
	For the year ended 31 March, 2023	For the year ended 31 March, 2022
2019 ESOP Plan	144.07	1,414.65



46 Segment Reporting

Basis of Segment

The Group has a single reporting segment and hence no separate disclosure has been provided. The Jt. Managing Directors and Co-CEOs of the Group has been considered as the chief operating decision maker (CODM).

Additional Disclosure

(₹ in lakhs)

Disclosure on Geographical Market	For the year ended 31 March , 2023	For the year ended 31 March , 2022
Revenue from customers outside India	2,425.25	2,532.51
Revenue from customers within India	41,591.95	49,600.93
Total	44,017.20	52,133.44

Information about major customers: No single customer represents 10% or more of the Group's total revenue during the year ended 31 March, 2023 and 31 March, 2022.

- 47 This information is required to be disclosed under "The Micro, Small and Medium Enterprises Development ('MSMED') Act, 2006" that has been determined to the extent such parties have been identified on the basis of information available with the Group. Accordingly, the disclosures relating to amounts unpaid as at the year ended together with interest paid /payable are furnished below:

(₹ in lakhs)

Particulars	As at March 31, 2023	As at March 31, 2022
(i) Principal amount remaining unpaid to any supplier as at the end of the accounting year	-	17.26
(ii) Interest due thereon remaining unpaid to any supplier as at the end of the accounting year	-	-
(iii) The amount of interest paid along with the amounts of the payment made to the supplier beyond the appointed day	-	-
(iv) The amount of interest due and payable for the year	-	-
(v) The amount of interest accrued and remaining unpaid at the end of the accounting year	-	-
(vi) The amount of further interest due and payable even in the succeeding year, until such date when the interest dues as above are actually paid	-	-
Total	-	17.26

48 Revenue from Contracts with Customers

I Qualitative Disclosures :

a Transaction price allocated to the remaining performance obligations

The Group has elected to apply the practical expedient under Ind AS 115 and does not disclose information about remaining performance obligations that have original expected duration of one year or less.

- b Contract Liability :An entity's obligation to transfer goods or services to a customer for which the entity has received consideration (or the amount is due) from the customer. Contract Liabilities are recognized as revenue on completing the performance obligation or over a period of time in case of continuing contracts.



AXIS CAPITAL LIMITED

Notes to consolidated financial statements for the year ended 31 March, 2023

48 Revenue from Contracts with Customers (Contd.)

II Quantitative Disclosures:

a The Group has recognised following amounts relating revenue in the Statement of Profit and Loss:

Particulars	(₹ in lakhs)	
	For the year ended 31 March, 2023	For the year ended 31 March, 2022
Revenue from contracts with customers	44,017.20	52,133.44
Other operating income	-	-
Total Revenue	44,017.20	52,133.44
Impairment loss on receivables	337.64	(41.61)

b Disaggregation of revenue from contracts with customers

In the following table, revenue is disaggregated by major services and timing of revenue recognition:

Particulars	(₹ in lakhs)	
	For the year ended 31 March, 2023	For the year ended 31 March, 2022
Advisory services and other professional services	21,441.79	33,437.31
Brokerage Income	22,575.41	18,696.13
Total	44,017.20	52,133.44
Timing of revenue recognition		
At a point in time	41,504.95	51,480.91
Over a period of time	2,512.25	652.53
Total	44,017.20	52,133.44

c Contract Balances

The following table provides information about receivables, contract assets and contract liabilities from contracts with customers:

Particulars	(₹ in lakhs)	
	As at 31 March, 2023	As at 31 March, 2022
Receivables	4,929.29	5,364.43
Contract Liability	3,837.55	6,316.38

Note:- Above Receivables and Contract Liability do not include T+1 trades, since they are settled by custodians.



A Accounting classification and fair values

The following table shows the carrying amounts and fair values of financial assets and financial liabilities, including their levels in the fair value hierarchy.

Financial Assets and Liabilities as at 31 March, 2023	Carrying Amount			Fair Value level wise for instruments measured at Fair value through profit and loss account/Fair value through other comprehensive Income			
	Fair value through profit and loss account	Fair value through other comprehensive Income	Amortised Cost	Level 1	Level 2	Level 3	Total
Financial Assets							
Cash and cash equivalents	-	-	2,811.76	-	-	-	-
Bank balances other than cash and cash equivalents	-	-	62,619.44	-	-	-	-
Trade Receivables	-	-	97,923.16	-	-	-	-
Loans	-	-	2.41	-	-	-	-
Investments:							
Mutual funds	5,337.50	1,230.23	-	6,567.73	-	-	-
Equity Instruments in unlisted companies	-	41,883.85	-	-	-	41,883.85	41,883.85
Other Financials Assets	-	-	633.98	-	-	-	-
Total	5,337.50	43,114.08	1,63,990.75	6,567.73	-	41,883.85	41,883.85
Financial Liabilities							
Pavables							
Trade payables	-	-	94,989.79	-	-	-	-
Other payables	-	-	-	-	-	-	-
Lease liabilities	-	-	83.56	-	-	-	-
Other financial liabilities	-	-	26.90	-	-	-	-
Total	-	-	95,100.25	-	-	-	95,100.25

Note: It does not include fair value information for financial assets and financial liabilities not measured at fair value if the carrying amount is a reasonable approximation of fair value.



Financial Assets and Liabilities as at 31 March, 2022	Carrying Amount				Fair Value level wise for instruments measured at Fair value through profit and loss account/Fair value through other comprehensive Income			
	Fair value through profit and loss account	Fair value through other comprehensive Income	Amortised Cost	Total	Level 1	Level 2	Level 3	Total
Financial Assets								
Cash and cash equivalents	-	-	2,205.40	2,205.40	-	-	-	-
Bank balances other than cash and cash equivalents	-	-	55,927.16	55,927.16	-	-	-	-
Trade Receivables	-	-	1,19,324.48	1,19,324.48	-	-	-	-
Loans	-	-	1.82	1.82	-	-	-	-
Investments:								
Mutual funds	4,122.77	941.58	-	5,064.35	5,064.35	-	-	-
Equity Instruments in unlisted companies	-	48,442.35	-	48,442.35	-	-	48,442.35	48,442.35
Other Financials Assets	-	-	657.03	657.03	-	-	-	-
Total	4,122.77	49,383.93	1,78,115.89	2,31,622.59	5,064.35	-	48,442.35	48,442.35
Financial Liabilities								
Payables								
Trade payables	-	-	1,15,759.82	1,15,759.82	-	-	-	-
Other payables	-	-	97.54	97.54	-	-	-	-
Lease liabilities	-	-	125.42	125.42	-	-	-	-
Other financial liabilities	-	-	8.57	8.57	-	-	-	-
Total	-	-	1,15,991.35	1,15,991.35	-	-	-	-

Note: It does not include fair value information for financial assets and financial liabilities not measured at fair value if the carrying amount is a reasonable approximation of fair value.



Fair value measurements using significant unobservable inputs (level 3)

The following table presents the changes in level 3 financial assets:

Particulars	₹ in lakhs)	
	As at 31 March, 2023	As at 31 March, 2022
Opening balance	48,442.35	12,092.36
Acquisitions during the year	-	-
Disposals during the year	-	-
Fair value gains/(losses) recognised in profit or loss	(6,558.50)	-
Gains/(losses) recognised in other comprehensive income	41,883.85	36,349.99
Closing balance	48,442.35	48,442.35

The following table summarises valuation techniques used to determine fair value, fair value measurements using significant unobservable inputs (level 3) and valuation inputs and relationship to fair value:

Nature of the instrument	Fair Value As at March 31, 2023	Fair Value As at March 31, 2022	Fair value hierarchy	Valuation technique(s) and key input(s)	Significant unobservable input(s)	Relationship of unobservable inputs to fair value
Equity Instruments in unlisted companies	41,883.85	48,442.35	Level 3	Market Approach - Comparable Companies Method*	Embedded value, revenue, book value is based on latest available financial data	The estimated fair value would increase (decrease) if the Embedded value, revenue, book value were higher (lower).

* valuation has been considered taking Discount for Lack of Marketability (DLOM) with lock-in period

Sensitivity for instruments:

Nature of the instrument	Fair Value As at March 31, 2023	Significant unobservable inputs	Increase / Decrease in the unobservable input	Sensitivity Impact for the year ended March 31, 2023		Sensitivity Impact for the year ended March 31, 2022	
				FV Increase	FV Decrease	FV Increase	FV Decrease
Equity Instruments in unlisted companies	Fair value estimated by the management considering current market conditions	Impact estimated by the management considering current market conditions	5%	2,094.19	(2,094.19)	2,422.12	(2,422.12)



Financial assets and financial liabilities measured at amortised cost

Particulars	As at 31 March, 2023		As at 31 March, 2022	
	Amortised Cost	Fair Value	Amortised Cost	Fair Value
Financial Assets				
Cash and cash equivalents	2,811.76	2,811.76	2,205.40	2,205.40
Bank balances other than cash and cash equivalents	62,619.44	62,619.44	55,927.16	55,927.16
Trade Receivables	97,923.16	97,923.16	1,19,324.48	1,19,324.48
Loans	2.41	2.41	1.82	1.82
Other Financials Assets	633.98	633.98	657.03	657.03
Total	1,63,990.75	1,63,990.75	1,78,115.89	1,78,115.89
Financial Liabilities				
Payables				
Trade payables	94,989.79	94,989.79	1,15,759.82	1,15,759.82
Other payables	-	-	97.54	97.54
Lease liabilities	83.56	83.56	125.42	125.42
Other financial liabilities	26.90	26.90	8.57	8.57
Total	95,100.25	95,100.25	1,15,991.35	1,15,991.35

B Measurement of fair value

The following methods and assumptions were used to estimate the fair values:

- The carrying amounts of trade receivables, trade payables, other payables, cash and cash equivalent including other current bank balances and other financial liabilities etc. are considered to be the same as their fair values, due to current and short term nature of such balances.
- Financial instruments with fixed interest rates are evaluated by the Group based on parameters such as interest rates and individual credit worthiness of the counterparty. Based on this evaluation, allowances if required, are taken to account for expected losses of these instruments. Thus, Amortised cost shown in A, above, is after adjusting ECL amount.

C Hierarchy of fair values

The fair value of financial instruments as referred to above have been classified into three categories depending on the inputs used in the valuation technique. The hierarchy gives the highest priority to quoted prices in active markets for identical assets or liabilities (Level 1 measurements) and lowest priority to unobservable inputs (Level 3 measurements).

Level 1: Level 1 hierarchy includes financial instruments measured using quoted prices. This includes mutual funds that have quoted price. The fair value of all mutual funds is valued using the closing NAV as at the reporting period.

Level 2: The fair value of financial instruments that are not traded in an active market is determined using valuation techniques which maximise the use of observable market data and rely as little as possible on company-specific estimates. If all significant inputs required to fair value an instrument are observable, the instrument is included in level 2.

Level 3: If one or more of the significant inputs is not based on observable market data, the instrument is included in level 3.

Level 3 inputs are unobservable inputs for the valuation of assets or liabilities that the Company can access at measurement date. This category includes all instruments for which the valuation technique includes inputs that are not observable and the unobservable inputs have a significant effect on the instrument's valuation.



49 Fair Value Measurement (Contd.)

Valuation techniques used to determine fair value

Investments in Mutual Funds

The fair values of investments in mutual funds is based on the net asset value ('NAV') as stated by the issuers of these mutual fund units in the published statements as at Balance Sheet date. NAV represents the price at which the issuer will issue further units of mutual fund and the price at which issuers will redeem such units from the investors.

Investment in Equity Instruments (Classified as level 3)

Fair value has been determined by using the following approaches:

The Parent Company had purchased 3,83,76,257 equity shares having face value of ₹ 10 each of Max Life Insurance Limited at ₹ 31.51 per share on 26 March, 2021 and considered the same as fair value as on 31 March 2021. As on 31 March 2023, the independent valour has valued the same under market approach. The same was categorised at Level 3 as multiples used for valuation are not observable.

Fair value of financial instruments carried at amortised cost

The carrying amount of financial assets and liabilities measured at amortised cost are reasonable approximation of their fair values. Since the Group does not anticipate that the carrying amounts would be significantly different from the values that would eventually be received or settled.

Deposits

The fair value of deposits without defined maturities are the amounts payable on demand. For deposits with defined maturities, the fair values were estimated using discounted cash flow models that apply market interest rates corresponding to similar deposits and timing of maturities.

Transfers between Level 1 and Level 2 and between Level 1 and Level 3

There were no transfers between level 1 and 2 and between Level 1 and Level 3 during the period. The Group's policy is to recognise transfers into and transfers out of fair value hierarchy levels at the end of the reporting period.



50 Financial Risk Management

The Group has in place comprehensive risk management policy in order to identify measure, monitor and mitigate various risks pertaining to its business. Along with the risk management policy, an adequate internal control system, commensurate to the size and complexity of its business, is maintained to align with the philosophy of the Group. Together they help in achieving the business goals and objectives consistent with the Group's strategies to prevent inconsistencies and gaps between its policies and practices. The Board of Directors/committees reviews the adequacy and effectiveness of the risk management policy and internal control system. The Group's financial risk management is an integral part of how to plan and execute its business strategies.

The Group has exposure to the following risks arising from financial instruments:

- Credit risk
- Liquidity risk and
- Market risk

A Credit Risk

Credit risk is the risk of financial loss to the Group if a customer or counterparty to a financial instrument fails to meet its contractual obligations, and arises principally from the Group's trade and other receivables. The carrying amounts of financial assets represent the maximum credit risk exposure.

i. Trade and Other Receivables

Trade receivables are typically unsecured and are derived from revenue earned from customers. Credit risk has always been managed by the Group through credit approvals, establishing credit limits and continuously monitoring the creditworthiness of customers to which the Group grants credit terms in the normal course of business.

Summary of the Group's exposure to credit risk by age of the outstanding from various customers is as follows:

Particulars	(₹ in lakhs)	
	As at 31 March, 2023	As at 31 March, 2022
Outstanding for a period not exceeding six months	97,918.82	1,19,034.00
Outstanding for a period exceeding six months	378.37	355.99
Gross Trade Receivables	98,297.19	1,19,389.99
Less: Impairment Loss	374.03	65.51
Net Trade Receivables	97,923.16	1,19,324.48

On account of adoption of Ind AS 109, the Group uses expected credit loss model to assess the impairment loss. The Group computes the expected credit loss allowance as per simplified approach for trade receivables based on available external and internal credit risk factors such as the ageing of its dues, market information about the customer and the Group's historical experience for customers. The Group has used a practical expedient by computing the expected credit loss allowance for trade receivables based on a provision matrix. The provision matrix takes into account historical credit loss experience and is based on the ageing of the receivable days and considering expected recovery.

The Group has assessed credit risk on an individual basis for trade receivables.

The following table summarizes the changes in loss allowances measured using expected credit loss model on trade receivables.

Particulars	(₹ in lakhs)	
	As at 31 March, 2023	As at 31 March, 2022
Opening Provision	65.51	107.12
Provision during the year	611.46	200.25
Reversal of Provision	(302.94)	(241.86)
Closing Provision	374.03	65.51

ii. Cash and bank balances

The Group held cash and cash equivalent and other bank balance of ₹65,431.20 lakhs at 31 March, 2023 (₹58,132.56 lakhs at 31 March, 2022). The same are held with bank and financial institution counterparties with good credit rating. Also, Group invests its short term surplus funds in bank fixed deposit which carry no market risks for short duration, therefore does not expose the Group to credit risk.



AXIS CAPITAL LIMITED

Notes to consolidated financial statements for the year ended 31 March, 2023

50 Financial Risk Management (Contd.)

iii. Loans

The Group has given loans to their staff and hence the Group do not foresee any credit risk and hence no impairment provision is made.

iv. Other Financial Assets

Other Financial Assets majorly consists of OPE recoverable from the clients . Provision for Impairment Loss for 31 March, 2023 - ₹Nil (31 March, 2022 - ₹Nil)

v. Current tax assets

The Group has tax credit in the books. The Group has made Provision for impairment loss of tax credit receivable amounting to Rs. 29.11 lakhs as on 31 March 2023 (₹ Nil as on 31 March 2022)

B Liquidity risk

Liquidity risk is the risk that the Group will encounter difficulty in meeting the obligations associated with its financial liabilities that are settled by delivering cash or another financial asset. The Group's approach to managing liquidity is to ensure, as far as possible, that it will have sufficient liquidity to meet its liabilities when they are due, under both normal and stressed conditions, without incurring unacceptable losses or risking damage to the Group's reputation. Management monitors rolling forecasts of the Group's liquidity position and cash and cash equivalents on the basis of expected cash flows.

(i) Maturities of financial liabilities

The following are the remaining contractual maturities of financial liabilities at the reporting date. The amounts are gross and undiscounted, and include contractual interest payments.

(₹ in lakhs)

Contractual maturities of financial liabilities 31 March, 2023	1 year or less	1-3 years	More than 3 years	Total
Payables				
Trade payables	94,989.79	-	-	94,989.79
Other payables	-	-	-	-
Lease liabilities	51.90	35.96	-	87.85
Other financial liabilities	26.90	-	-	26.90
Total	95,068.59	35.96	-	95,104.55

(₹ in lakhs)

Contractual maturities of financial liabilities 31 March, 2022	1 year or less	1-3 years	More than 3 years	Total
Payables				
Trade payables	1,15,759.82	-	-	1,15,759.82
Other payables	97.54	-	-	97.54
Lease liabilities	48.96	87.85	-	136.81
Other financial liabilities	8.57	-	-	8.57
Total	1,15,914.89	87.85	-	1,16,002.74



Notes to consolidated financial statements for the year ended 31 March, 2023

50 Financial Risk Management (Contd.)

C Market Risk

Market risk is the risk that changes in market prices – such as foreign exchange rates, interest rates and equity prices – will affect the Group's income or the value of its holdings of financial instruments. The objective of market risk management is to manage and control market risk exposures within acceptable parameters, while optimising the return. The Group's exposure to, and management of, these risks is explained below.

(i) Foreign currency risk

The Company is exposed to currency risk on account of its trade receivables, trade payable, bank balances and advances in foreign currency. The functional currency of the Company is Indian Rupee.

Exposure to currency risk

The currency profile of financial assets and financial liabilities are as below:

Particulars	(₹ in lakhs)	
	As at 31 March, 2023	As at 31 March, 2022
Trade and Other Receivables	61.88	342.43
Trade and Other Payable	121.82	79.68
Bank Balances	501.69	502.94
Advances	5.94	3.70
Other financial assets	4.14	6.40

Year End Spot Rates

Particulars	As at 31 March, 2023	As at 31 March, 2022
INR per USD	82.18	75.79
INR per GBP	101.64	99.42
INR per SGD	61.81	55.96
INR per HKD	10.47	9.68

The Group has not hedged its risk related to outstanding exposure in foreign currency as the same are short term in nature and not material.

Sensitivity analysis

A reasonably possible strengthening (weakening) of the Indian Rupee against the foreign currencies at March 31 would have affected the measurement of financial instruments denominated in foreign currencies and affected profit or loss by the amounts shown below. This analysis assumes that all other variables, in particular interest rates, remain constant and ignores any impact of sales.

Sensitivity analysis of 1% change in exchange rate at the end of reporting period:

Particulars	(₹ in lakhs)	
	Foreign Currency Exposure (In lakhs)	
	March 31, 2023	March 31, 2022
1% Depreciation in INR-Impact on Profit and Loss/Equity	4.52	7.76
1% Appreciation in INR-Impact on Profit and Loss/Equity	(4.52)	(7.76)



AXIS CAPITAL LIMITED

Notes to consolidated financial statements for the year ended 31 March, 2023

50 Financial Risk Management (Contd.)

(ii) Interest rate risk

Interest rate risk is the risk that the fair value or future cashflows of a financial instrument will fluctuate because of changes in market interest rates. The Group's exposure to the risk of changes in market interest rates relates primarily to the Group's long term debt obligation at floating interest rates. The Group's fixed rate borrowings are carried at amortised cost. They are therefore not subject to interest rate risk as defined in Ind AS 107, since neither the carrying amount nor the future cash flows will fluctuate because of a change in market interest rates.

Interest rate risk exposure

The exposure of the Group's borrowing to interest rate changes at the end of the reporting period are as follows:

(₹ in lakhs)

Particulars	As at 31 March, 2023	As at 31 March, 2022
Floating rate borrowings	-	-

(iii) Price Risk

The Group's exposure to mutual fund price risk arises from investments held by the Company and classified in the balance sheet at fair value through profit or loss and fair value through other comprehensive income. Since the mutual fund are highly liquid debt oriented funds company does not have a material price risk exposure. The Group is also exposed to market risk, liquidity risk, credit risk, Interest Rate risk from investment in Structured Credit AIF- Series I (close ended fund) with lock-in period of 4 years and can be extended to further 2 additional one year periods, in accordance with the provisions of the Regulations.

The Equity Instruments in unlisted companies have been valued using quoted prices for instruments in an active market using the market approach. It has price risk exposure. Please refer note 49 for Sensitivity for instruments.

Other Risk - Impact of Covid -19

The management believes that the financial assets are recoverable and there is no impact of ongoing COVID 19 on these balances as 31 March 2023. Please also refer Note No 67.



AXIS CAPITAL LIMITED**Notes to consolidated financial statements for the year ended 31 March, 2023**

51 The Parent Company has received margin money in the form of securities from the clients in the normal course of business which are either pledged in favour of the Parent Company or are transferred to the Company's Depository Participant account. Such securities are kept by the Company in a separate Depository Participant account maintained by the Company for all such purposes. However, with effect from 01 August 2020, as per SEBI circulars issued on margin obligations to be given by way of Pledge/ Re-pledge in the Depository System, clients don't transfer their shares in brokers' pool account. Clients raise a pledge request with their depository participants in favour of Trading/Clearing Member who in turn re-pledges the same with clearing corporation with whom broker member is registered. Hence, there is no requirement to be pledge shares in favour of the Company or transfer to Parent Company's pool account for margin purpose.

52 Disclosure related to Leases**A Additions to Right to Use**

(₹ in lakhs)

Particulars	As at 31 March, 2023	As at 31 March, 2022
Lease hold Property	-	138.33

B Carrying value of right of use assets

(₹ in lakhs)

Particulars	As at 31 March, 2023	As at 31 March, 2022
Balance at the beginning of the year	122.96	35.21
Additions	-	138.33
Depreciation charge for the year	46.11	50.58
Balance at the end of the year	76.85	122.96

C Lease Liability

(₹ in lakhs)

Particulars	As at 31 March, 2023	As at 31 March, 2022
Balance at the beginning of the year	125.42	38.40
Additions	-	138.33
Finance cost accrued during the period	7.10	4.03
Deletions	-	-
Payment of Lease Liabilities	48.96	55.34
Balance at the end of the year	83.56	125.42



AXIS CAPITAL LIMITED

Notes to consolidated financial statements for the year ended 31 March, 2023

D Maturity analysis of lease liabilities

(₹ in lakhs)		
Maturity analysis – contractual undiscounted cash flows	As at 31 March, 2023	As at 31 March, 2022
Less than one year	51.90	48.96
One to five years	35.96	87.85
More than five years	-	-
Total undiscounted lease liabilities	87.85	136.81
Lease liabilities included in the statement of financial position at the year ended	83.56	125.42

E Amounts recognised in statement of profit or loss

(₹ in lakhs)		
Particulars	For the year ended 31 March, 2023	For the year ended 31 March, 2022
Interest on lease liabilities	7.10	4.03
Expenses relating to short-term leases	597.09	564.30
Expenses relating to leases of low-value assets	0.67	0.87
Total	604.86	569.20

F Amounts recognised in the statement of cash flows

(₹ in lakhs)		
Particulars	For the year ended 31 March, 2023	For the year ended 31 March, 2022
Operating Activity	639.62	565.16
Financial Activity	7.10	4.03
Total Cash outflow for leases	646.72	569.19

The discounting rate of 9% has been applied to lease liabilities. Lease contract for premises was renewed on December 01, 2022 discounting rate of 7% has been applied for the same and recognised in the balance sheet as at the reporting date.

The Group does not face a significant liquidity risk with regard to its lease liabilities as the assets are sufficient to meet the obligations related to lease liabilities as and when they fall due.



AXIS CAPITAL LIMITED

Notes to consolidated financial statements for the year ended 31 March, 2023

53 a) Entities included in consolidation

Name of entity	Principal place of business / country of origin	Subsidiary / Associate / Joint Venture		Percentage of	
		31 March 2023	31 March 2022	%	%
Axis Capital USA LLC	Delaware, United States of America	Subsidiary	100	100	100

b) Additional Information, as required under Schedule III to the Companies Act, 2013, of enterprises consolidated as Subsidiary/Associate.

As at 31 March 2023

Name of the Entity	Net Assets i.e. total assets minus total liabilities		Share in Profit or loss		Share in Other Comprehensive Income		Share in Total Comprehensive Income	
	(₹ in lakhs)	As % of consolidated net assets	(₹ in lakhs)	As % of consolidated profit or loss	(₹ in lakhs)	As % of consolidated Share in Other Comprehensive Income	(₹ in lakhs)	As % of consolidated Total Comprehensive Income
Parent								
Axis Capital Limited	1,07,015.29	99.57%	14,190.95	99.91%	(5,053.42)	100.65%	9,137.53	99.51%
Subsidiaries outside India	466.12	0.43%	12.50	0.09%	32.49	-0.65%	44.99	0.49%
Axis Capital USA LLC								
Total	1,07,481.41	100.00%	14,203.45	100.00%	(5,020.93)	100.00%	9,182.52	100.00%

Name of the Entity	Net Assets i.e. total assets minus total liabilities		Share in Profit or loss		Share in Other Comprehensive Income		Share in Total Comprehensive Income	
	(₹ in lakhs)	As % of consolidated net assets	(₹ in lakhs)	As % of consolidated profit or loss	(₹ in lakhs)	As % of consolidated Share in Other Comprehensive Income	(₹ in lakhs)	As % of consolidated Total Comprehensive Income
Parent								
Axis Capital Limited	97,733.69	99.57%	18,927.98	99.97%	27,950.85	99.95%	46,878.82	99.95%
Subsidiaries outside India	421.12	0.43%	6.33	0.03%	14.91	0.05%	21.25	0.05%
Axis Capital USA LLC								
Total	98,154.81	100.00%	18,934.31	100.00%	27,965.76	100.00%	46,900.07	100.00%



AXIS CAPITAL LIMITED

Notes to consolidated financial statements for the year ended 31 March, 2023

54 Capital-Work-in Progress (CWIP)

There is no Capital-Work-in Progress (CWIP) as on reporting date. Hence, disclosures with respect to CWIP are not applicable.

55 Intangible assets under development:

(a) Intangible assets under development aging schedule

As at 31 March 2023 (₹ in lakhs)

Intangible assets under development	Amount in Intangible assets under development for a period of				Total
	Less than 1 year	1-2 years	2-3 years	More than 3 years	
Projects in progress	-	49.50	-	-	49.50
Projects temporarily suspended	-	-	-	-	-

As at 31 March 2022 (₹ in lakhs)

Intangible assets under development	Amount in Intangible assets under development for a period of				Total
	Less than 1 year	1-2 years	2-3 years	More than 3 years	
Projects in progress	49.50	-	-	-	49.50
Projects temporarily suspended	-	-	-	-	-

(b) Intangible Assets under development Ageing where completion is overdue or has exceeded its cost compared to its original plan

As at 31 March 2023 (₹ in lakhs)

Intangible assets under development	To be completed in				Total
	Less than 1 year	1-2 years	2-3 years	More than 3 years	
Projects in progress	49.50	-	-	-	49.50
Projects temporarily suspended	-	-	-	-	-

As at 31 March 2022 (₹ in lakhs)

Intangible assets under development	To be completed in				Total
	Less than 1 year	1-2 years	2-3 years	More than 3 years	
Projects in progress	-	49.50	-	-	49.50
Projects temporarily suspended	-	-	-	-	-



AXIS CAPITAL LIMITED

Notes to consolidated financial statements for the year ended 31 March, 2023

56 Trade receivables outstanding

As at 31 March 2023 (₹ in lakhs)

Particulars	Outstanding for following periods from due date of payment					
	Less than 6 months	6 months - 1 year	1-2 years	2-3 years	More than 3 years	Total
(i) Undisputed Trade receivables – considered good	97,918.82	-	-	-	-	97,918.82
(ii) Undisputed Trade Receivables – which have significant increase in credit risk	-	8.68	31.66	285.11	4.62	330.07
(iii) Undisputed Trade Receivables – credit impaired	-	-	-	-	48.30	48.30
(iv) Disputed Trade receivables – considered good	-	-	-	-	-	-
(v) Disputed Trade Receivables – which have significant increase in credit risk	-	-	-	-	-	-
(vi) Disputed Trade Receivables – credit impaired	-	-	-	-	-	-
(vii) Unbilled Trade Receivable	-	-	-	-	-	-
Total Trade receivables	97,918.82	8.68	31.66	285.11	52.92	98,297.19
Less: Allowance for expected credit loss	-	(4.34)	(31.66)	(285.11)	(52.92)	(374.03)
Net Trade receivables	97,918.82	4.34	-	-	-	97,923.16

As at 31 March 2022 (₹ in lakhs)

Particulars	Outstanding for following periods from due date of payment					
	Less than 6 months	6 months - 1 year	1-2 years	2-3 years	More than 3 years	Total
(i) Undisputed Trade receivables – considered good	1,19,034.00	-	281.50	-	-	1,19,315.50
(ii) Undisputed Trade Receivables – which have significant increase in credit risk	-	17.96	-	-	-	17.96
(iii) Undisputed Trade Receivables – credit impaired	-	-	3.61	-	52.92	56.53
(iv) Disputed Trade receivables – considered good	-	-	-	-	-	-
(v) Disputed Trade Receivables – which have significant increase in credit risk	-	-	-	-	-	-
(vi) Disputed Trade Receivables – credit impaired	-	-	-	-	-	-
(vii) Unbilled Trade Receivable - Considered good	-	-	-	-	-	-
Total Trade receivables	1,19,034.00	17.96	285.11	-	52.92	1,19,389.99
Less: Allowance for expected credit loss	-	(8.98)	(3.61)	-	(52.92)	(65.51)
Net Trade receivables	1,19,034.00	8.98	281.50	-	-0.00	1,19,324.48



AXIS CAPITAL LIMITED

Notes to consolidated financial statements for the year ended 31 March, 2023

57 Trade Payables ageing schedule

As at 31 March 2023 (₹ in lakhs)

Particulars	Outstanding for following periods from due date of payment					Total
	Less than 6 months	6 months - 1 year	1-2 years	2-3 years	More than 3 years	
(i) MSME - Undisputed	-	-	-	-	-	-
(ii) Others - Undisputed	94,897.47	0.003	89.93	-	2.39	94,989.79
(iii) MSME - Undisputed	-	-	-	-	-	-
(iv) Others - Undisputed	-	-	-	-	-	-
(v) Unbilled dues - Others	-	-	-	-	-	-
Total Trade payable	94,897.47	0.00	89.93	-	2.39	94,989.79

As at 31 March 2022 (₹ in lakhs)

Particulars	Outstanding for following periods from due date of payment					Total
	Less than 6 months	6 months - 1 year	1-2 years	2-3 years	More than 3 years	
(i) MSME - Undisputed	17.26	-	-	-	-	17.26
(ii) Others - Undisputed	1,15,714.33	23.91	-	2.39	1.93	1,15,742.56
(iii) MSME - Undisputed	-	-	-	-	-	-
(iv) Others - Undisputed	-	-	-	-	-	-
(v) Unbilled dues - Others	-	-	-	-	-	-
Total Trade payable	1,15,731.59	23.91	-	2.39	1.93	1,15,759.82



Notes to consolidated financial statements for the year ended 31 March, 2023

58 Ratios disclosure

Ratio	For the year ended 31 March, 2023	For the year ended 31 March, 2022	Explanation for change in the ratio by more than 25% as compared to the preceding year
(a) Capital to risk-weighted assets ratio (CRAR)	NA	NA	NA
(b) Tier I CRAR	NA	NA	NA
(c) Tier II CRAR	NA	NA	NA
(d) Liquidity Coverage Ratio	NA	NA	NA

59 Details of Benami Property held

The Group does not have any Benami property, where any proceeding has been initiated or pending against the Group for holding Benami Property.

60 Wilful Defaulter

The Group is not declared as wilful defaulter by any bank or financial institution or other lender.

61 Relationship with struck off Companies

The Group has balance with the below-mentioned companies struck off under section 248 of Companies Act, 2013 or section 560 of Companies Act, 1956:

Name of struck off Company	Nature of transactions with struck-off Company	Balance outstanding		Relationship with the Struck off company, if any, to be disclosed
		As at 31 March, 2023	As at 31 March, 2022	
Prabhat Financial Services Private Limited	Brokerage paid	-	-	None

62 Compliance with number of layers of companies

The Parent Company has a subsidiary as per the provision of Section 2 clause 87 of the Act, read with Companies (Restriction on number of Layer) Rules 2017. The Parent Company has not violated these provision.

63 Utilisation of Borrowed funds and share premium

- (a) The Group has not advanced or loaned or invested (either from borrowed funds or share premium or any other sources or kind of funds) to or in any other person or entity, including foreign entity ("intermediaries"), with the understanding, whether recorded in writing or otherwise, that the intermediary shall, whether, directly or indirectly lend or invested in other person or entities identified in any manner whatsoever by or on behalf of the company ("Ultimate beneficiaries") or provide any guarantee, security or the like on behalf of the ultimate Beneficiaries.
- (b) The Group has not received any fund from any person(s) or entity(ies), including foreign entities (Funding Party) with the understanding (whether recorded in writing or otherwise) that the Group shall directly or indirectly lend or invest in other persons or entities identified in any manner whatsoever by or on behalf of the Funding Party (Ultimate Beneficiaries) or provide any guarantee, security or the like on behalf of the Ultimate Beneficiaries.

64 Undisclosed income

The Group has not surrendered or disclosed any transaction, previously unrecorded in the books of account, in the tax assessments under the Income Tax Act, 1961 as income during the year.

65 Crypto Currency or virtual currency

The Group has not traded or invested in Crypto currency or in Virtual currency during the current and pervious financial year.

66 Quarterly returns or statements of current assets filed by the Parent Company with banks or financial institutions.

The Parent Company has availed overdraft facilities against book debts from banks. But it has not utilized during the year. Hence quarterly returns or statements of current assets were not required to file with banks.




AXIS CAPITAL LIMITED

Notes to consolidated financial statements for the year ended 31 March, 2023


- 67 As the global pandemic COVID-19 continues to spread, the Indian government announced lockdown across the country to contain the spread of the virus. Currently, India is emerging from the after effect of COVID-19 virus, a global pandemic that affected the world economy over the last two years. The management has assessed the internal and external information upto the date of approval of these financial statements and concluded that there is no material impact of COVID-19 on the Group's financials for year ended 31st March 2023.
- 68 The Parent Company has complied with the Rule 3 of Companies (Accounts) Rules, 2014 amended on August 5, 2022 relating to maintenance of electronic books of account and other relevant books and papers. The Company's books of accounts and relevant books and papers are accessible in India at all times and backup of accounts and other relevant books and papers are maintained in electronic mode within India and kept in servers physically located in India on daily basis.
- 69 There is no immovable property (other than properties where the Company is the lessee and the lease agreements are duly executed in favour of the lessee), held by the Group.
- 70 During the year the Group has not granted any loans or advances in the nature of loans to promoters, directors, KMPs and the related parties (as defined under the Companies Act, 2013), either severally or jointly with any other person.
- 71 The Group has not revalued its Property, Plant and Equipment (including Right of use assets) or intangible assets during the year ended March 31, 2023.
- 72 During the year, the Group has not declared or paid any dividend.
- 73 Figures for the previous year have been regrouped/reclassified/rearranged wherever necessary to make them comparable to those for the current year.

As per report of even date
For S. R. Batliboi & Co. LLP
Chartered Accountants
ICAI Firm Registration No. 301003E / E300005


Jitendra H. Ranawat
Partner
Membership No. :- 103380

Place: Mumbai
Date: 17 April 2023

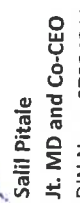
For and on behalf of the Board of Directors


Amitabh Chaudhary
Chairman
DIN No. :- 0531170


Neelesh Baheti
Chief Financial Officer

Place: Mumbai


Chirag Negandhi
Jt. MD and Co-CEO
DIN No. :- 06988113


Sailil Pitale
Jt. MD and Co-CEO
DIN No. :- 07824218


M. Natarajan
Company Secretary

Date: 17 April 2023

